



The Special Population for this Report is 'Ad Valorem Parcels'

<<<< S.E.V., Taxable and Capped Values >>>>

Totals for School 19120: OVID-ELSIE

Totals for Unit: 12 CHAPIN TOWNSHIP

Property Class	Count	2019 SEV	Fin SEV	2020 SEV	2019 Tax	Fin Tax	2020 Tax	BOR Tax	2020 Cap	2020 MCAP
Agricultural	111	13,502,800	13,502,800	12,614,800	5,003,451	5,133,843	4,992,607	4,992,607	5,014,149	5,014,149
Commercial	1	45,000	45,000	41,200	10,294	10,294	10,489	10,489	10,489	10,489
Residential	131	4,724,700	4,637,100	5,541,347	3,846,502	3,827,193	4,112,686	4,010,524	4,023,491	3,939,484
Com. Personal	1	0	0	0	0	0	0	0	0	0
Util. Personal	3	232,000	232,000	232,200	232,000	232,000	232,200	232,200	232,200	232,200
Exempt	7	0	0	0	0	0	0	0	0	0
All: 12	254	18,504,500	18,416,900	18,429,547	9,092,247	9,203,330	9,347,982	9,245,820	9,280,329	9,196,322
Totals	Count	2019 SEV	Fin SEV	2020 SEV	2019 Tax	Fin Tax	2020 Tax	BOR Tax	2020 Cap	2020 MCAP
Real	243	18,272,500	18,184,900	18,197,347	8,860,247	8,779,044	9,115,782	9,013,620	9,048,129	8,964,122
Personal	4	232,000	232,000	232,200	232,000	232,000	232,200	232,200	232,200	232,200
Exempt	7	0	0	0	0	0	0	0	0	0

ARCHIVED

The Special Population for this Report is 'Ad Valorem Parcels'

<<<< S.E.V., Taxable and Capped Values >>>>

Totals for School 25150: CLIO

Totals for Unit: 05 BIRCH RUN TOWNSHIP

Property Class	Count	2019 SEV	Fin SEV	2020 SEV	2019 Tax	Fin Tax	2020 Tax	BOR Tax	2020 Cap	2020 MCAP
Agricultural	5	470,900	470,900	507,100	303,888	303,888	309,659	309,659	309,659	309,659
Industrial	1	11,600	11,600	12,500	6,578	6,578	6,702	6,702	6,702	6,702
Residential	4	145,300	86,200	156,900	131,617	80,541	134,116	134,116	134,116	134,116
Util. Personal	2	1,312,200	1,312,200	1,241,700	1,311,520	1,311,520	1,241,356	1,241,356	1,241,356	1,241,356
All: 05	12	1,940,000	1,880,900	1,918,200	1,753,603	1,702,527	1,691,833	1,691,833	1,691,833	1,691,833
Totals	Count	2019 SEV	Fin SEV	2020 SEV	2019 Tax	Fin Tax	2020 Tax	BOR Tax	2020 Cap	2020 MCAP
Real	10	627,800	568,700	676,500	442,083	391,007	450,477	450,477	450,477	450,477
Personal	2	1,312,200	1,312,200	1,241,700	1,311,520	1,311,520	1,241,356	1,241,356	1,241,356	1,241,356

ARCHIVED

The Special Population for this Report is 'Ad Valorem Parcels'

<<<< S.E.V., Taxable and Capped Values >>>>

Totals for School 25260: MONTROSE

Totals for Unit: 20 MAPLE GROVE TOWNSHIP

Property Class	Count	2019 SEV	Fin SEV	2020 SEV	2019 Tax	Fin Tax	2020 Tax	BOR Tax	2020 Cap	2020 MCAP
Agricultural	13	1,140,600	1,140,600	1,141,100	703,980	703,980	709,594	709,594	709,594	709,594
Industrial	3	55,100	55,100	55,100	28,603	28,603	29,145	29,145	29,145	29,145
Residential	40	2,428,500	2,428,500	2,666,200	2,175,683	2,175,683	2,280,918	2,280,918	2,218,403	2,218,403
Util. Personal	2	118,100	118,100	116,000	118,100	118,100	116,000	116,000	116,000	116,000
All: 20	58	3,742,300	3,742,300	3,978,400	3,026,366	3,026,366	3,135,657	3,135,657	3,073,142	3,073,142
Totals	Count	2019 SEV	Fin SEV	2020 SEV	2019 Tax	Fin Tax	2020 Tax	BOR Tax	2020 Cap	2020 MCAP
Real	56	3,624,200	3,624,200	3,862,400	2,908,266	2,908,266	3,019,657	3,019,657	2,957,142	2,957,142
Personal	2	118,100	118,100	116,000	118,100	118,100	116,000	116,000	116,000	116,000

ARCHIVED

The Special Population for this Report is 'Ad Valorem Parcels'

<<<< S.E.V., Taxable and Capped Values >>>>

Totals for School 29020: ASHLEY

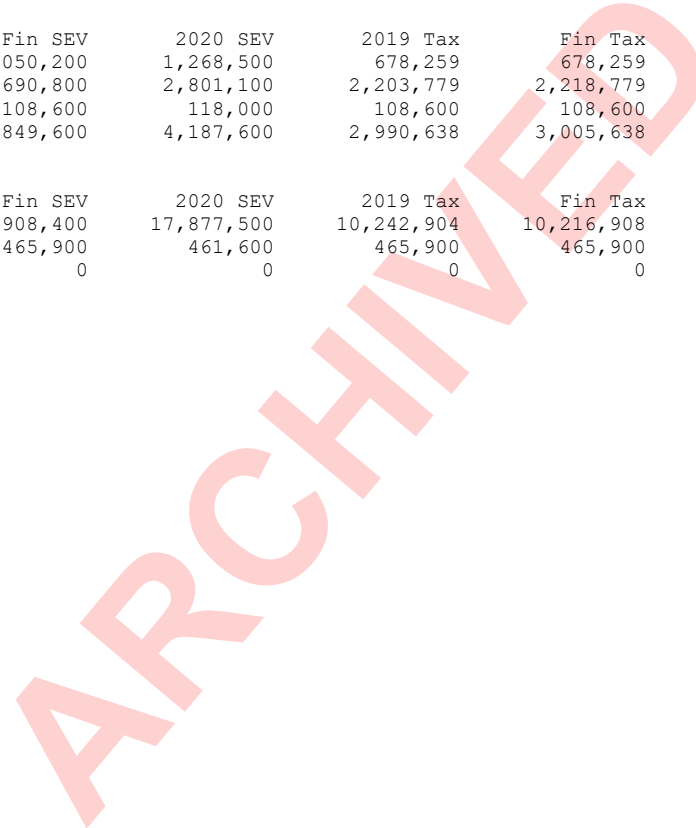
Totals for Unit: 12 CHAPIN TOWNSHIP

Property Class	Count	2019 SEV	Fin SEV	2020 SEV	2019 Tax	Fin Tax	2020 Tax	BOR Tax	2020 Cap	2020 MCAP
Agricultural	70	7,664,000	7,664,000	7,072,500	2,817,482	2,914,272	2,754,639	2,754,639	2,754,639	2,754,639
Commercial	3	150,900	150,900	89,100	93,344	130,787	56,961	56,961	56,961	56,961
Industrial	5	167,000	167,000	178,300	55,832	55,832	56,890	56,890	56,890	56,890
Residential	203	5,185,500	5,185,500	6,468,000	4,394,208	4,421,510	4,767,049	4,767,049	4,663,440	4,663,440
Com. Personal	11	0	0	0	0	0	0	0	0	0
Util. Personal	2	357,300	357,300	343,600	357,300	357,300	343,600	343,600	343,600	343,600
Exempt	5	0	0	0	0	0	0	0	0	0
All: 12	299	13,524,700	13,524,700	14,151,500	7,718,166	7,879,701	7,979,139	7,979,139	7,875,530	7,875,530

Totals for Unit: 21 MARION TOWNSHIP

Property Class	Count	2019 SEV	Fin SEV	2020 SEV	2019 Tax	Fin Tax	2020 Tax	BOR Tax	2020 Cap	2020 MCAP
Agricultural	16	1,050,200	1,050,200	1,268,500	678,259	678,259	691,137	691,137	691,137	691,137
Residential	80	2,690,800	2,690,800	2,801,100	2,203,779	2,218,779	2,246,483	2,246,483	2,248,814	2,248,814
Util. Personal	1	108,600	108,600	118,000	108,600	108,600	118,000	118,000	118,000	118,000
All: 21	97	3,849,600	3,849,600	4,187,600	2,990,638	3,005,638	3,055,620	3,055,620	3,057,951	3,057,951

Totals	Count	2019 SEV	Fin SEV	2020 SEV	2019 Tax	Fin Tax	2020 Tax	BOR Tax	2020 Cap	2020 MCAP
Real	377	16,908,400	16,908,400	17,877,500	10,242,904	10,216,908	10,573,159	10,573,159	10,471,881	10,471,881
Personal	14	465,900	465,900	461,600	465,900	465,900	461,600	461,600	461,600	461,600
Exempt	5	0	0	0	0	0	0	0	0	0



The Special Population for this Report is 'Ad Valorem Parcels'

<<<< S.E.V., Taxable and Capped Values >>>>

Totals for School 29040: BRECKENRIDGE

Totals for Unit: 17 JONESFIELD TOWNSHIP

Property Class	Count	2019 SEV	Fin SEV	2020 SEV	2019 Tax	Fin Tax	2020 Tax	BOR Tax	2020 Cap	2020 MCAP
Agricultural	6	1,235,600	1,235,600	1,178,400	550,938	550,938	561,403	561,403	561,403	561,403
Residential	3	123,700	123,700	132,000	119,281	119,281	122,900	122,900	121,547	121,547
Util. Personal	1	5,400	5,400	5,100	5,400	5,400	5,100	5,100	5,100	5,100
All: 17	10	1,364,700	1,364,700	1,315,500	675,619	675,619	689,403	689,403	688,050	688,050
Totals	Count	2019 SEV	Fin SEV	2020 SEV	2019 Tax	Fin Tax	2020 Tax	BOR Tax	2020 Cap	2020 MCAP
Real	9	1,359,300	1,359,300	1,310,400	670,219	670,219	684,303	684,303	682,950	682,950
Personal	1	5,400	5,400	5,100	5,400	5,400	5,100	5,100	5,100	5,100

ARCHIVED



The Special Population for this Report is 'Ad Valorem Parcels'

<<<<< S.E.V., Taxable and Capped Values >>>>>

Totals for School 73012: SAGINAW CITY/ BUENA VISTA

Totals for Unit: 10 BUENA VISTA TOWNSHIP

Property Class	Count	2019 SEV	Fin SEV	2020 SEV	2019 Tax	Fin Tax	2020 Tax	BOR Tax	2020 Cap	2020 MCAP
Agricultural	92	10,822,400	10,822,400	10,373,600	4,823,853	4,823,853	4,914,619	4,914,619	4,918,140	4,918,140
Commercial	249	45,067,000	45,067,000	43,033,600	33,816,711	34,745,356	35,278,945	35,278,645	34,875,514	34,875,514
Industrial	99	37,696,200	37,696,200	38,675,500	33,434,254	33,480,911	33,886,507	33,886,507	34,202,615	34,202,615
Residential	1623	22,569,100	22,399,000	22,434,700	21,886,985	21,887,238	22,333,173	21,900,589	22,515,154	22,246,308
Com. Personal	230	13,222,100	13,221,200	10,980,600	13,222,100	13,259,500	10,980,600	10,980,600	10,980,600	10,980,600
Ind. Personal	30	2,892,100	2,912,200	2,017,100	2,892,100	2,944,500	2,017,100	2,017,100	2,017,100	2,017,100
Util. Personal	2	5,106,000	5,106,000	5,633,700	5,106,000	5,106,000	5,633,700	5,633,700	5,633,700	5,633,700
Exempt	694	0	0	0	0	0	0	0	0	0
All: 10	3019	137,374,900	137,224,000	133,148,800	115,182,003	116,247,358	115,044,644	114,611,760	115,142,823	114,873,977

Totals	Count	2019 SEV	Fin SEV	2020 SEV	2019 Tax	Fin Tax	2020 Tax	BOR Tax	2020 Cap	2020 MCAP
Real	2,063	116,154,700	115,985,100	114,517,400	93,961,803	93,797,700	96,413,244	95,980,360	96,511,423	96,242,577
Personal	262	21,220,200	21,239,400	18,631,400	21,220,200	21,239,400	18,631,400	18,631,400	18,631,400	18,631,400
Exempt	694	0	0	0	0	0	0	0	0	0

ARCHIVED



The Special Population for this Report is 'Ad Valorem Parcels'

<<<< S.E.V., Taxable and Capped Values >>>>

Totals for School 73030: CARROLLTON

Totals for Unit: 11 CARROLLTON TOWNSHIP

Property Class	Count	2019 SEV	Fin SEV	2020 SEV	2019 Tax	Fin Tax	2020 Tax	BOR Tax	2020 Cap	2020 MCAP
Commercial	142	11,229,800	11,222,700	11,255,000	9,672,181	9,890,538	10,064,786	10,029,021	10,010,134	10,010,134
Industrial	33	3,564,700	3,564,700	3,881,600	3,364,503	3,364,503	3,466,785	3,466,785	3,445,310	3,445,310
Residential	2403	61,819,400	61,515,000	65,215,700	57,050,315	56,812,683	58,710,755	58,260,033	58,462,257	58,050,010
Com. Personal	149	5,426,900	5,426,900	5,620,000	5,426,900	5,426,900	5,621,000	5,620,000	5,621,000	5,620,000
Ind. Personal	7	843,100	1,012,700	1,038,400	843,100	1,012,700	1,038,400	1,038,400	1,038,400	1,038,400
Util. Personal	1	2,920,500	2,920,500	2,842,000	2,920,500	2,920,500	2,842,000	2,842,000	2,842,000	2,842,000
Exempt	201	0	0	0	0	0	0	0	0	0
All: 11	2936	85,804,400	85,662,500	89,852,700	79,277,499	79,427,824	81,743,726	81,256,239	81,419,101	81,005,854
Totals	Count	2019 SEV	Fin SEV	2020 SEV	2019 Tax	Fin Tax	2020 Tax	BOR Tax	2020 Cap	2020 MCAP
Real	2,578	76,613,900	76,302,400	80,352,300	70,086,999	69,888,586	72,242,326	71,755,839	71,917,701	71,505,454
Personal	157	9,190,500	9,360,100	9,500,400	9,190,500	9,360,100	9,501,400	9,500,400	9,501,400	9,500,400
Exempt	201	0	0	0	0	0	0	0	0	0

ARCHIVED

The Special Population for this Report is 'Ad Valorem Parcels'

<<<<< S.E.V., Taxable and Capped Values >>>>>

Totals for School 73040: SAGINAW TOWNSHIP

Totals for Unit: 23 SAGINAW CHARTER TOWNSHIP

Property Class	Count	2019 SEV	Fin SEV	2020 SEV	2019 Tax	Fin Tax	2020 Tax	BOR Tax	2020 Cap	2020 MCAP
Agricultural	53	5,686,000	5,686,000	5,651,200	3,948,213	3,948,213	3,874,837	3,874,837	4,023,201	4,023,201
Commercial	977	387,647,600	375,809,400	395,051,700	345,289,181	342,852,587	349,273,462	349,092,716	343,880,525	343,880,525
Industrial	23	6,838,900	6,838,900	7,204,400	6,277,896	6,361,696	6,416,582	6,416,582	6,417,112	6,417,112
Residential	13395	901,853,500	901,091,632	940,386,200	861,083,615	860,883,240	891,184,947	883,405,037	889,904,208	882,329,392
Com. Personal	1743	47,493,100	47,308,800	46,163,300	46,998,200	47,845,300	45,880,300	45,730,500	45,880,300	45,730,500
Ind. Personal	7	1,163,400	1,163,400	920,500	1,163,400	1,228,700	920,500	920,500	920,500	920,500
Util. Personal	2	23,172,300	23,172,300	24,861,200	23,172,300	23,172,300	24,861,200	24,861,200	24,861,200	24,861,200
Exempt	348	0	0	0	0	0	0	0	0	0
All: 23	16548	1,373,854,800	1,361,070,432	1,420,238,500	1,287,932,805	1,286,292,036	1,322,411,828	1,314,301,372	1,315,887,046	1,308,162,430

Totals	Count	2019 SEV	Fin SEV	2020 SEV	2019 Tax	Fin Tax	2020 Tax	BOR Tax	2020 Cap	2020 MCAP
Real	14,448	1,302,026,000	1,292,371,632	1,348,293,500	1,216,598,905	1,207,574,153	1,250,749,828	1,242,789,172	1,244,225,046	1,236,650,230
Personal	1,752	71,828,800	71,644,500	71,945,000	71,333,900	71,149,600	71,662,000	71,512,200	71,662,000	71,512,200
Exempt	348	0	0	0	0	0	0	0	0	0

ARCHIVED

The Special Population for this Report is 'Ad Valorem Parcels'

<<<<< S.E.V., Taxable and Capped Values >>>>>

Totals for School 73110: CHESANING

Totals for Unit: 04 ALBEE TOWNSHIP

Property Class	Count	2019 SEV	Fin SEV	2020 SEV	2019 Tax	Fin Tax	2020 Tax	BOR Tax	2020 Cap	2020 MCAP
Agricultural	261	39,084,200	39,084,200	37,539,400	19,320,066	19,627,133	19,743,729	19,742,376	19,695,312	19,693,959
Commercial	22	1,732,500	1,719,000	1,919,600	1,562,149	1,555,417	1,768,908	1,768,908	1,780,359	1,780,359
Industrial	8	496,800	496,800	450,500	290,565	290,565	296,082	296,082	296,082	296,082
Residential	886	48,302,600	48,070,300	52,713,300	40,450,068	40,487,815	42,834,256	42,301,512	42,546,083	42,024,695
Com. Personal	26	226,500	226,500	262,900	226,500	229,000	262,900	262,900	262,900	262,900
Ind. Personal	1	0	0	0	0	0	0	0	0	0
Util. Personal	4	2,369,900	2,369,900	2,696,900	2,369,900	2,369,900	2,696,900	2,696,900	2,696,900	2,696,900
Exempt	29	0	0	0	0	0	0	0	0	0
All: 04	1237	92,212,500	91,966,700	95,582,600	64,219,248	64,559,830	67,602,775	67,068,678	67,277,636	66,754,895

Totals for Unit: 07 BRADY TOWNSHIP

Property Class	Count	2019 SEV	Fin SEV	2020 SEV	2019 Tax	Fin Tax	2020 Tax	BOR Tax	2020 Cap	2020 MCAP
Agricultural	374	41,979,600	41,979,600	38,675,600	18,921,159	19,517,784	19,368,547	19,190,868	19,395,021	19,333,747
Commercial	18	3,182,300	3,182,300	3,193,500	3,077,959	3,077,959	3,124,528	3,124,528	3,168,232	3,168,232
Industrial	13	1,007,900	1,007,900	1,005,800	542,188	542,188	545,792	545,792	552,484	552,484
Residential	739	29,521,600	29,463,900	30,917,800	25,666,567	25,752,256	26,754,679	26,520,301	26,571,867	26,520,163
Com. Personal	43	382,900	382,900	507,800	382,900	382,900	552,800	507,800	552,800	507,800
Ind. Personal	2	105,000	105,000	125,000	105,000	105,000	125,000	125,000	125,000	125,000
Util. Personal	2	1,626,700	1,626,700	1,683,800	1,626,700	1,626,700	1,683,800	1,683,800	1,683,800	1,683,800
Exempt	38	0	0	0	0	0	0	0	0	0
All: 07	1229	77,806,000	77,748,300	76,109,300	50,322,473	51,004,787	52,155,146	51,698,089	52,049,204	51,891,226

Totals for Unit: 07V OAKLEY VILLAGE

Property Class	Count	2019 SEV	Fin SEV	2020 SEV	2019 Tax	Fin Tax	2020 Tax	BOR Tax	2020 Cap	2020 MCAP
Agricultural	11	1,004,000	1,004,000	923,900	559,950	559,950	570,584	570,584	570,584	570,584
Commercial	24	2,100,000	2,100,000	2,034,200	1,903,482	1,953,862	1,900,162	1,898,716	1,888,300	1,922,748
Industrial	1	117,500	117,500	114,200	117,500	117,500	114,200	114,200	119,732	119,732
Residential	156	3,028,500	3,005,500	2,858,600	2,723,947	2,705,488	2,705,573	2,707,073	2,733,449	2,733,449
Com. Personal	14	34,500	34,500	2,500	34,500	34,500	2,500	2,500	2,500	2,500
Ind. Personal	2	58,100	58,100	48,000	58,100	58,100	48,000	48,000	48,000	48,000
Util. Personal	1	280,300	280,300	294,300	280,300	280,300	294,300	294,300	294,300	294,300
Exempt	21	0	0	0	0	0	0	0	0	0
All: 07V	230	6,622,900	6,599,900	6,275,700	5,677,779	5,709,700	5,635,319	5,635,373	5,656,865	5,691,313

Totals for Unit: 08 BRANT TOWNSHIP

Property Class	Count	2019 SEV	Fin SEV	2020 SEV	2019 Tax	Fin Tax	2020 Tax	BOR Tax	2020 Cap	2020 MCAP
Agricultural	132	14,577,600	14,655,440	14,365,200	6,193,423	6,461,093	6,273,738	6,273,738	6,249,425	6,249,425
Commercial	3	72,700	72,700	72,700	52,050	52,050	52,871	52,871	53,038	53,038
Industrial	2	85,100	85,100	92,700	24,385	24,385	24,848	24,848	24,848	24,848
Residential	323	18,057,700	17,979,082	18,306,500	14,197,021	14,341,181	14,639,610	14,632,172	14,543,895	14,536,457
Com. Personal	1	48,800	48,800	40,500	48,800	48,800	40,500	40,500	40,500	40,500
Util. Personal	2	737,600	737,600	872,100	737,600	737,600	872,100	872,100	872,100	872,100
Exempt	2	0	0	0	0	0	0	0	0	0
All: 08	465	33,579,500	33,578,722	33,749,700	21,253,279	21,665,109	21,903,667	21,896,229	21,783,806	21,776,368

Totals for Unit: 12 CHAPIN TOWNSHIP

Property Class	Count	2019 SEV	Fin SEV	2020 SEV	2019 Tax	Fin Tax	2020 Tax	BOR Tax	2020 Cap	2020 MCAP
Agricultural	70	9,860,000	9,860,000	9,224,200	3,141,699	3,172,716	3,199,102	3,199,102	3,200,100	3,200,100
Industrial	2	33,200	33,200	30,900	11,013	11,013	8,519	8,519	11,221	11,221
Residential	97	3,496,500	3,477,300	4,059,200	2,954,722	2,994,811	3,032,432	3,032,432	3,005,425	3,005,425
Com. Personal	4	0	0	0	0	0	0	0	0	0
Util. Personal	2	447,700	447,700	442,100	447,700	447,700	442,100	442,100	442,100	442,100
Exempt	9	0	0	0	0	0	0	0	0	0
All: 12	184	13,837,400	13,818,200	13,756,400	6,555,134	6,626,240	6,682,153	6,682,153	6,658,846	6,658,846

Totals for Unit: 13 CHESANING TOWNSHIP

Property Class	Count	2019 SEV	Fin SEV	2020 SEV	2019 Tax	Fin Tax	2020 Tax	BOR Tax	2020 Cap	2020 MCAP
Agricultural	316	36,689,600	36,689,600	39,126,300	17,701,990	17,785,754	17,930,233	17,930,233	17,895,528	17,895,528



The Special Population for this Report is 'Ad Valorem Parcels'

<<<< S.E.V., Taxable and Capped Values >>>>

Totals for School 73111: CHES/ASHLEY DEBT

Totals for Unit: 21 MARION TOWNSHIP

Property Class	Count	2019 SEV	Fin SEV	2020 SEV	2019 Tax	Fin Tax	2020 Tax	BOR Tax	2020 Cap	2020 MCAP
Residential	1	41,500	41,500	46,800	35,737	35,737	39,416	39,416	39,416	39,416
All: 21	1	41,500	41,500	46,800	35,737	35,737	39,416	39,416	39,416	39,416
Totals	Count	2019 SEV	Fin SEV	2020 SEV	2019 Tax	Fin Tax	2020 Tax	BOR Tax	2020 Cap	2020 MCAP
Real	1	41,500	41,500	46,800	35,737	35,737	39,416	39,416	39,416	39,416

ARCHIVED



The Special Population for this Report is 'Ad Valorem Parcels'

<<<<< S.E.V., Taxable and Capped Values >>>>>

Totals for School 73180: BRIDGEPORT

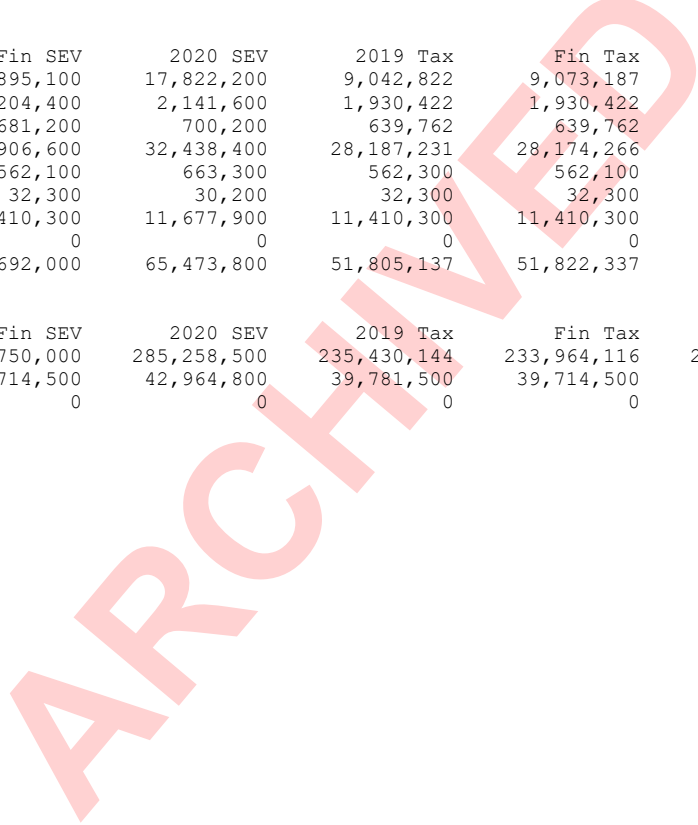
Totals for Unit: 09 BRIDGEPORT TOWNSHIP

Property Class	Count	2019 SEV	Fin SEV	2020 SEV	2019 Tax	Fin Tax	2020 Tax	BOR Tax	2020 Cap	2020 MCAP
Agricultural	244	17,571,600	17,571,600	16,804,500	11,277,803	11,372,347	11,481,575	11,339,764	11,478,106	11,336,295
Commercial	331	41,873,200	41,833,100	42,766,000	36,257,029	36,478,417	37,945,324	37,904,724	38,010,954	38,010,954
Industrial	70	8,656,200	8,656,200	8,611,400	7,191,716	7,191,716	7,246,669	7,246,669	7,328,327	7,328,327
Residential	4298	155,499,500	154,001,800	163,974,200	140,903,359	140,034,246	145,084,386	143,866,606	144,986,676	144,029,601
Com. Personal	259	7,181,400	7,114,600	8,545,600	7,181,400	7,114,600	8,989,400	8,545,600	8,989,400	8,545,600
Ind. Personal	14	949,600	949,600	894,600	949,600	949,600	894,600	894,600	894,600	894,600
Util. Personal	2	19,645,600	19,645,600	21,153,200	19,645,600	19,645,600	21,153,200	21,153,200	21,153,200	21,153,200
Exempt	425	0	0	0	0	0	0	0	0	0
All: 09	5643	251,377,100	249,772,500	262,749,500	223,406,507	222,786,526	232,795,154	230,951,163	232,841,263	231,298,577

Totals for Unit: 25 SPAULDING TOWNSHIP

Property Class	Count	2019 SEV	Fin SEV	2020 SEV	2019 Tax	Fin Tax	2020 Tax	BOR Tax	2020 Cap	2020 MCAP
Agricultural	200	18,895,100	18,895,100	17,822,200	9,042,822	9,073,187	9,134,750	9,134,750	9,120,688	9,120,688
Commercial	48	2,204,400	2,204,400	2,141,600	1,930,422	1,930,422	1,966,953	1,966,953	1,985,678	1,985,678
Industrial	9	681,200	681,200	700,200	639,762	639,762	651,453	651,453	651,914	651,914
Residential	1087	30,932,100	30,906,600	32,438,400	28,187,231	28,174,266	28,710,681	28,586,106	28,944,276	28,818,001
Com. Personal	51	562,300	562,100	663,300	562,300	562,100	663,500	663,300	663,500	663,300
Ind. Personal	3	32,300	32,300	30,200	32,300	32,300	30,200	30,200	30,200	30,200
Util. Personal	2	11,410,300	11,410,300	11,677,900	11,410,300	11,410,300	11,677,900	11,677,900	11,677,900	11,677,900
Exempt	90	0	0	0	0	0	0	0	0	0
All: 25	1490	64,717,700	64,692,000	65,473,800	51,805,137	51,822,337	52,835,437	52,710,662	53,074,156	52,947,681

Totals	Count	2019 SEV	Fin SEV	2020 SEV	2019 Tax	Fin Tax	2020 Tax	BOR Tax	2020 Cap	2020 MCAP
Real	6,287	276,313,300	274,750,000	285,258,500	235,430,144	233,964,116	242,221,791	240,697,025	242,506,619	241,281,458
Personal	331	39,781,500	39,714,500	42,964,800	39,781,500	39,714,500	43,408,800	42,964,800	43,408,800	42,964,800
Exempt	515	0	0	0	0	0	0	0	0	0



The Special Population for this Report is 'Ad Valorem Parcels'

<<<< S.E.V., Taxable and Capped Values >>>>

Totals for School 73182: BRIDGEPORT/BUENA VISTA

Totals for Unit: 10 BUENA VISTA TOWNSHIP

Property Class	Count	2019 SEV	Fin SEV	2020 SEV	2019 Tax	Fin Tax	2020 Tax	BOR Tax	2020 Cap	2020 MCAP
Agricultural	27	2,903,800	2,903,800	2,736,900	1,298,601	1,375,199	1,262,474	1,380,774	1,245,208	1,245,208
Commercial	58	11,231,200	11,231,200	10,610,500	7,378,801	7,378,801	7,361,197	7,361,197	7,490,288	7,490,288
Industrial	7	266,700	266,700	276,000	186,565	186,565	255,086	255,086	190,106	190,106
Residential	1012	17,370,600	17,174,900	17,368,300	16,933,195	16,772,166	17,398,637	17,022,572	17,539,972	17,297,059
Com. Personal	50	884,900	922,800	671,900	884,900	924,800	671,900	671,900	671,900	671,900
Util. Personal	2	1,842,100	1,842,100	2,055,100	1,842,100	1,842,100	2,055,100	2,055,100	2,055,100	2,055,100
Exempt	94	0	0	0	0	0	0	0	0	0
All: 10	1250	34,499,300	34,341,500	33,718,700	28,524,162	28,479,631	29,004,394	28,746,629	29,192,574	28,949,661
Totals	Count	2019 SEV	Fin SEV	2020 SEV	2019 Tax	Fin Tax	2020 Tax	BOR Tax	2020 Cap	2020 MCAP
Real	1,104	31,772,300	31,576,600	30,991,700	25,797,162	25,604,212	26,277,394	26,019,629	26,465,574	26,222,661
Personal	52	2,727,000	2,764,900	2,727,000	2,727,000	2,764,900	2,727,000	2,727,000	2,727,000	2,727,000
Exempt	94	0	0	0	0	0	0	0	0	0

ARCHIVED





The Special Population for this Report is 'Ad Valorem Parcels'

<<<< S.E.V., Taxable and Capped Values >>>>

Totals for School 73192: FRANKENMUTH/BUENA VISTA

Totals for Unit: 10 BUENA VISTA TOWNSHIP

Property Class	Count	2019 SEV	Fin SEV	2020 SEV	2019 Tax	Fin Tax	2020 Tax	BOR Tax	2020 Cap	2020 MCAP
Agricultural	78	11,168,300	11,168,300	10,657,100	5,129,732	5,193,663	5,192,921	5,192,921	5,192,921	5,192,921
Commercial	8	805,000	805,000	746,800	436,656	436,656	444,949	444,949	444,949	444,949
Industrial	1	2,800	2,800	2,800	1,058	1,058	1,078	1,078	1,078	1,078
Residential	192	7,806,900	7,748,400	7,873,800	6,962,218	6,913,707	7,162,011	7,121,071	7,125,377	7,125,377
Com. Personal	4	28,100	28,100	28,500	28,100	28,100	28,500	28,500	28,500	28,500
Util. Personal	3	1,032,600	1,032,600	780,300	1,032,600	1,032,600	780,300	780,300	780,300	780,300
Exempt	8	0	0	0	0	0	0	0	0	0
All: 10	294	20,843,700	20,785,200	20,089,300	13,590,364	13,605,784	13,609,759	13,568,819	13,573,125	13,573,125
Totals	Count	2019 SEV	Fin SEV	2020 SEV	2019 Tax	Fin Tax	2020 Tax	BOR Tax	2020 Cap	2020 MCAP
Real	279	19,783,000	19,724,500	19,280,500	12,529,664	12,481,153	12,800,959	12,760,019	12,764,325	12,764,325
Personal	7	1,060,700	1,060,700	808,800	1,060,700	1,060,700	808,800	808,800	808,800	808,800
Exempt	8	0	0	0	0	0	0	0	0	0

ARCHIVED

The Special Population for this Report is 'Ad Valorem Parcels'

<<<<< S.E.V., Taxable and Capped Values >>>>>

Totals for School 73200: FREELAND

Totals for Unit: 18 KOCHVILLE TOWNSHIP

Property Class	Count	2019 SEV	Fin SEV	2020 SEV	2019 Tax	Fin Tax	2020 Tax	BOR Tax	2020 Cap	2020 MCAP
Agricultural	51	6,422,200	6,422,200	7,193,200	3,249,658	3,326,018	3,239,478	3,239,478	3,239,478	3,239,478
Commercial	6	797,800	797,800	805,100	465,038	465,038	473,871	473,871	473,871	473,871
Industrial	2	57,300	57,300	58,800	25,998	25,998	26,491	26,491	26,491	26,491
Residential	181	14,900,800	14,900,800	15,405,500	13,582,289	13,869,691	13,914,097	13,914,097	13,890,796	13,890,796
Com. Personal	4	104,800	104,800	99,000	104,800	104,800	99,000	99,000	99,000	99,000
Util. Personal	2	1,333,200	1,333,200	1,298,400	1,333,200	1,333,200	1,298,400	1,298,400	1,298,400	1,298,400
Exempt	3	0	0	0	0	0	0	0	0	0
All: 18	249	23,616,100	23,616,100	24,860,000	18,760,983	19,124,745	19,051,337	19,051,337	19,028,036	19,028,036

Totals for Unit: 22 RICHLAND TOWNSHIP

Property Class	Count	2019 SEV	Fin SEV	2020 SEV	2019 Tax	Fin Tax	2020 Tax	BOR Tax	2020 Cap	2020 MCAP
Agricultural	1	166,000	166,000	160,100	85,861	85,861	87,492	87,492	87,492	87,492
Residential	1	55,600	55,600	59,000	55,600	55,600	56,656	56,656	56,656	56,656
Util. Personal	1	17,700	17,700	21,900	17,700	17,700	21,900	21,900	21,900	21,900
All: 22	3	239,300	239,300	241,000	159,161	159,161	166,048	166,048	166,048	166,048

Totals for Unit: 28 THOMAS TOWNSHIP

Property Class	Count	2019 SEV	Fin SEV	2020 SEV	2019 Tax	Fin Tax	2020 Tax	BOR Tax	2020 Cap	2020 MCAP
Agricultural	29	2,964,700	2,964,700	2,811,700	1,815,769	1,824,264	1,836,492	1,836,492	1,850,253	1,850,253
Commercial	3	1,364,800	1,364,800	1,694,700	1,355,103	2,621,803	1,253,933	1,253,933	1,247,513	1,247,513
Industrial	1	8,500	8,500	18,000	8,500	8,500	8,661	8,661	8,661	8,661
Residential	781	75,031,400	75,000,900	79,482,350	69,972,863	70,036,343	72,102,892	72,017,392	72,098,395	72,012,895
Com. Personal	7	95,800	95,800	94,800	95,800	95,800	94,800	94,800	94,800	94,800
Util. Personal	1	961,800	961,800	3,406,300	961,800	961,800	3,406,300	3,406,300	3,406,300	3,406,300
Exempt	5	0	0	0	0	0	0	0	0	0
All: 28	827	80,427,000	80,396,500	87,507,850	74,209,835	75,548,510	78,703,078	78,617,578	78,705,922	78,620,422

Totals for Unit: 29 TITTABAWASSEE TOWNSHIP

Property Class	Count	2019 SEV	Fin SEV	2020 SEV	2019 Tax	Fin Tax	2020 Tax	BOR Tax	2020 Cap	2020 MCAP
Agricultural	238	34,323,700	34,323,700	30,051,200	14,121,115	14,452,048	14,248,718	14,424,593	14,192,636	14,368,511
Commercial	217	46,616,200	46,107,400	45,194,000	40,598,607	41,372,678	40,276,744	40,707,459	41,076,426	41,510,713
Industrial	48	5,301,200	5,301,200	5,714,500	3,961,628	3,961,628	4,445,117	4,445,117	4,357,676	4,357,676
Residential	3301	265,109,200	263,922,400	281,483,100	246,996,831	246,981,385	259,932,581	258,412,460	258,972,033	257,483,715
Com. Personal	290	4,139,800	4,139,400	4,307,400	4,139,800	4,139,400	4,380,500	4,307,400	4,380,500	4,307,400
Ind. Personal	4	542,200	542,200	493,000	542,200	542,200	493,000	493,000	493,000	493,000
Util. Personal	3	15,147,500	22,945,700	22,959,400	15,147,500	23,132,600	22,959,400	22,959,400	22,959,400	22,959,400
Exempt	131	0	0	0	0	0	235,700	0	243,020	0
All: 29	4232	371,179,800	377,282,000	390,202,600	325,507,681	334,581,939	346,971,760	345,749,429	346,674,691	345,480,415

Totals	Count	2019 SEV	Fin SEV	2020 SEV	2019 Tax	Fin Tax	2020 Tax	BOR Tax	2020 Cap	2020 MCAP
Real	4,860	453,119,400	451,393,300	470,131,250	396,294,860	394,674,215	411,903,223	410,904,192	411,578,377	410,614,721
Personal	312	22,342,800	30,140,600	32,680,200	22,342,800	30,140,600	32,753,300	32,680,200	32,753,300	32,680,200
Exempt	139	0	0	0	0	0	235,700	0	243,020	0



The Special Population for this Report is 'Ad Valorem Parcels'

<<<<< S.E.V., Taxable and Capped Values >>>>>

Totals for School 73230: MERRILL

Totals for Unit: 08 BRANT TOWNSHIP

Property Class	Count	2019 SEV	Fin SEV	2020 SEV	2019 Tax	Fin Tax	2020 Tax	BOR Tax	2020 Cap	2020 MCAP
Agricultural	5	550,600	550,600	550,300	205,010	205,010	208,903	208,903	208,903	208,903
Residential	5	300,000	300,000	305,000	225,877	225,877	230,165	230,165	230,165	230,165
Util. Personal	1	6,094	6,094	5,900	6,094	6,094	5,900	5,900	5,900	5,900
All: 08	11	856,694	856,694	861,200	436,981	436,981	444,968	444,968	444,968	444,968

Totals for Unit: 15 FREMONT TOWNSHIP

Property Class	Count	2019 SEV	Fin SEV	2020 SEV	2019 Tax	Fin Tax	2020 Tax	BOR Tax	2020 Cap	2020 MCAP
Agricultural	38	6,009,500	6,009,500	5,072,000	2,480,933	2,547,797	2,509,139	2,509,139	2,509,139	2,509,139
Commercial	1	0	0	195,900	0	0	195,900	195,900	205,879	205,879
Residential	130	7,935,200	7,935,200	7,969,900	6,917,446	7,156,038	7,157,203	7,099,767	7,098,734	7,041,298
Com. Personal	4	100,000	100,000	40,000	100,000	100,000	140,000	40,000	140,000	40,000
Util. Personal	3	315,300	315,300	309,400	315,300	315,300	309,400	309,400	309,400	309,400
All: 15	176	14,360,000	14,360,000	13,587,200	9,813,679	10,119,135	10,311,642	10,154,206	10,263,152	10,105,716

Totals for Unit: 17 JONESFIELD TOWNSHIP

Property Class	Count	2019 SEV	Fin SEV	2020 SEV	2019 Tax	Fin Tax	2020 Tax	BOR Tax	2020 Cap	2020 MCAP
Agricultural	241	29,242,900	29,242,900	27,375,700	13,864,711	14,157,215	14,046,136	14,046,136	14,035,020	14,035,020
Commercial	26	1,397,000	1,397,000	1,455,900	1,088,573	1,088,573	1,169,611	1,169,611	1,155,244	1,155,244
Industrial	6	239,300	239,300	238,100	176,375	176,375	179,723	179,723	179,723	179,723
Residential	380	19,147,500	19,085,300	20,297,000	17,667,388	17,616,700	18,164,199	18,164,199	18,074,253	18,074,253
Com. Personal	22	127,700	127,700	276,600	127,700	127,700	276,600	276,600	276,600	276,600
Ind. Personal	1	3,600	3,600	0	3,600	3,600	0	0	0	0
Util. Personal	3	1,585,300	1,585,300	1,614,600	1,585,300	1,585,300	1,614,600	1,614,600	1,614,600	1,614,600
Exempt	7	0	0	0	0	0	0	0	0	0
All: 17	686	51,743,300	51,681,100	51,257,900	34,513,647	34,755,463	35,450,869	35,450,869	35,335,440	35,335,440

Totals for Unit: 17V MERRILL VILLAGE

Property Class	Count	2019 SEV	Fin SEV	2020 SEV	2019 Tax	Fin Tax	2020 Tax	BOR Tax	2020 Cap	2020 MCAP
Agricultural	3	170,000	170,000	162,200	70,667	112,946	72,008	72,008	72,008	72,008
Commercial	40	1,911,200	1,911,200	1,939,000	1,608,768	1,608,768	1,655,540	1,655,540	1,639,314	1,639,314
Industrial	11	2,591,200	2,591,200	2,913,400	2,373,500	2,373,500	2,791,911	2,791,911	2,801,292	2,801,292
Residential	309	9,713,100	9,675,300	10,356,500	9,177,446	9,161,491	9,532,658	9,379,674	9,475,567	9,343,583
Com. Personal	28	3,400	3,400	700	3,400	3,400	700	700	700	700
Ind. Personal	3	1,341,800	1,341,800	1,118,200	1,341,800	1,341,800	1,118,200	1,118,200	1,118,200	1,118,200
Util. Personal	1	515,600	515,600	498,800	515,600	515,600	498,800	498,800	498,800	498,800
Exempt	50	0	0	0	0	0	0	0	0	0
All: 17V	445	16,246,300	16,208,500	16,988,800	15,091,181	15,117,505	15,669,817	15,516,833	15,605,881	15,473,897

Totals for Unit: 19 LAKEFIELD TOWNSHIP

Property Class	Count	2019 SEV	Fin SEV	2020 SEV	2019 Tax	Fin Tax	2020 Tax	BOR Tax	2020 Cap	2020 MCAP
Agricultural	217	22,017,500	22,017,500	23,774,900	10,956,966	11,286,499	11,277,126	11,223,883	11,205,173	11,151,930
Commercial	4	455,900	455,900	470,400	406,507	406,507	414,228	414,228	414,228	414,228
Residential	401	22,784,800	22,693,200	23,288,300	18,598,457	18,835,136	19,378,680	19,119,651	19,340,744	19,123,056
Com. Personal	5	64,300	64,300	51,700	64,300	64,300	51,700	51,700	51,700	51,700
Util. Personal	4	1,320,400	1,320,400	1,310,300	1,241,500	1,256,974	1,247,121	1,247,121	1,247,121	1,247,121
Exempt	8	0	0	0	0	0	0	0	0	0
All: 19	639	46,642,900	46,551,300	48,895,600	31,267,730	31,849,416	32,368,855	32,056,583	32,258,966	31,988,035

Totals for Unit: 21 MARION TOWNSHIP

Property Class	Count	2019 SEV	Fin SEV	2020 SEV	2019 Tax	Fin Tax	2020 Tax	BOR Tax	2020 Cap	2020 MCAP
Agricultural	166	9,233,700	9,233,700	11,317,200	5,108,867	5,336,570	5,481,063	5,416,671	5,390,971	5,345,725
Commercial	6	322,800	322,800	323,300	298,152	298,152	300,043	300,043	303,814	303,814
Residential	326	12,169,500	12,005,100	12,643,500	9,943,468	9,898,481	10,376,858	10,148,961	10,325,254	10,122,138
Com. Personal	4	600	600	600	600	600	600	600	600	600
Util. Personal	1	450,800	450,800	438,900	450,800	450,800	438,900	438,900	438,900	438,900
Exempt	29	0	0	0	0	0	0	0	0	0
All: 21	532	22,177,400	22,013,000	24,723,500	15,801,887	15,984,603	16,597,464	16,305,175	16,459,539	16,211,177

The Special Population for this Report is 'Ad Valorem Parcels'

<<<< S.E.V., Taxable and Capped Values >>>>

---

Totals	Count	2019 SEV	Fin SEV	2020 SEV	2019 Tax	Fin Tax	2020 Tax	BOR Tax	2020 Cap	2020 MCAP
Real	2,315	146,191,700	145,835,700	150,648,500	101,169,111	100,856,289	105,141,094	104,326,113	104,665,425	103,956,712
Personal	80	5,834,894	5,834,894	5,665,700	5,755,994	5,771,468	5,702,521	5,602,521	5,702,521	5,602,521
Exempt	94	0	0	0	0	0	0	0	0	0

ARCHIVED

The Special Population for this Report is 'Ad Valorem Parcels'

<<<<< S.E.V., Taxable and Capped Values >>>>>

Totals for School 73240: ST CHARLES

Totals for Unit: 08 BRANT TOWNSHIP

Property Class	Count	2019 SEV	Fin SEV	2020 SEV	2019 Tax	Fin Tax	2020 Tax	BOR Tax	2020 Cap	2020 MCAP
Agricultural	149	17,104,400	17,104,400	16,961,400	7,054,744	7,150,509	7,322,276	7,322,276	7,325,599	7,325,599
Commercial	7	298,500	298,500	312,300	217,649	217,649	220,602	220,602	221,781	221,781
Industrial	8	426,000	426,000	470,100	234,515	234,515	238,967	238,967	238,967	238,967
Residential	561	30,905,200	30,752,600	31,718,600	24,604,670	24,500,771	25,642,669	25,536,796	25,364,421	25,258,548
Com. Personal	30	62,400	62,400	50,500	62,400	62,400	50,500	50,500	50,500	50,500
Ind. Personal	1	0	0	0	0	0	0	0	0	0
Util. Personal	4	1,447,200	1,447,200	1,466,700	1,447,200	1,447,200	1,476,600	1,466,700	1,476,600	1,466,700
Exempt	12	0	0	0	0	0	0	0	0	0
All: 08	772	50,243,700	50,091,100	50,979,600	33,621,178	33,613,044	34,951,614	34,835,841	34,677,868	34,562,095

Totals for Unit: 08V ST CHARLES VILLAGE 08V

Property Class	Count	2019 SEV	Fin SEV	2020 SEV	2019 Tax	Fin Tax	2020 Tax	BOR Tax	2020 Cap	2020 MCAP
Residential	10	649,700	591,100	659,100	563,568	518,496	573,301	573,301	574,271	574,271
All: 08V	10	649,700	591,100	659,100	563,568	518,496	573,301	573,301	574,271	574,271

Totals for Unit: 15 FREMONT TOWNSHIP

Property Class	Count	2019 SEV	Fin SEV	2020 SEV	2019 Tax	Fin Tax	2020 Tax	BOR Tax	2020 Cap	2020 MCAP
Agricultural	81	9,972,100	9,972,100	8,821,900	4,629,676	4,652,446	4,641,545	4,641,545	4,641,545	4,641,545
Industrial	3	109,900	109,900	100,800	34,322	34,322	34,972	34,972	34,972	34,972
Residential	299	18,100,200	18,100,200	18,272,100	15,833,571	15,841,061	16,445,807	16,356,194	16,333,561	16,269,748
Com. Personal	2	0	0	0	0	0	0	0	0	0
Util. Personal	3	528,800	528,800	555,700	528,800	528,800	555,700	555,700	555,700	555,700
Exempt	1	0	0	0	0	0	0	0	0	0
All: 15	389	28,711,000	28,711,000	27,750,500	21,026,369	21,056,629	21,678,024	21,588,411	21,565,778	21,501,965

Totals for Unit: 21 MARION TOWNSHIP

Property Class	Count	2019 SEV	Fin SEV	2020 SEV	2019 Tax	Fin Tax	2020 Tax	BOR Tax	2020 Cap	2020 MCAP
Agricultural	4	314,200	314,200	356,100	263,623	263,623	268,630	268,630	268,630	268,630
Residential	10	426,500	426,500	446,300	353,348	353,348	360,055	360,055	360,055	360,055
Util. Personal	1	11,400	11,400	10,900	11,400	11,400	10,900	10,900	10,900	10,900
All: 21	15	752,100	752,100	813,300	628,371	628,371	639,585	639,585	639,585	639,585

Totals for Unit: 24 ST CHARLES TOWNSHIP

Property Class	Count	2019 SEV	Fin SEV	2020 SEV	2019 Tax	Fin Tax	2020 Tax	BOR Tax	2020 Cap	2020 MCAP
Agricultural	136	19,089,800	18,673,300	18,880,300	8,342,643	8,276,559	8,319,198	8,298,210	8,230,149	8,209,161
Commercial	8	893,300	893,300	907,500	784,594	784,594	795,545	795,545	799,499	799,499
Industrial	3	214,100	214,100	221,000	84,444	84,444	86,046	86,046	86,046	86,046
Residential	356	17,095,800	17,041,100	17,933,900	15,023,589	14,998,764	16,068,193	15,778,817	16,018,120	15,796,743
Com. Personal	72	109,600	109,600	131,700	109,600	109,600	131,700	131,700	131,700	131,700
Ind. Personal	1	0	0	0	0	0	0	0	0	0
Util. Personal	3	1,401,300	1,401,300	1,552,800	1,401,300	1,401,300	1,552,800	1,552,800	1,552,800	1,552,800
Exempt	12	0	0	0	0	0	0	0	0	0
All: 24	591	38,803,900	38,332,700	39,627,200	25,746,170	25,655,261	26,953,482	26,643,118	26,818,314	26,575,949

Totals for Unit: 24V ST CHARLES VILLAGE 24V

Property Class	Count	2019 SEV	Fin SEV	2020 SEV	2019 Tax	Fin Tax	2020 Tax	BOR Tax	2020 Cap	2020 MCAP
Agricultural	17	284,100	284,100	291,900	141,309	141,309	143,987	143,987	143,987	143,987
Commercial	70	7,782,800	7,700,600	7,966,600	6,610,351	6,834,254	6,842,310	6,842,310	6,724,520	6,724,520
Industrial	4	265,200	265,200	273,200	153,393	153,393	156,306	156,306	156,306	156,306
Residential	736	27,798,000	27,787,700	29,370,100	25,324,460	25,472,490	26,182,658	25,909,282	25,973,392	25,847,472
Com. Personal	27	482,500	482,500	423,800	482,500	482,500	423,800	423,800	423,800	423,800
Util. Personal	1	1,086,400	1,086,400	1,250,300	1,086,400	1,086,400	1,250,300	1,250,300	1,250,300	1,250,300
Exempt	98	0	0	0	0	0	0	0	0	0
All: 24V	953	37,699,000	37,606,500	39,575,900	33,798,413	34,170,346	34,999,361	34,725,985	34,672,305	34,546,385

Totals for Unit: 26 SWAN CREEK TOWNSHIP

Property Class	Count	2019 SEV	Fin SEV	2020 SEV	2019 Tax	Fin Tax	2020 Tax	BOR Tax	2020 Cap	2020 MCAP
Agricultural	30	3,705,700	3,705,700	4,051,500	2,084,639	2,084,639	2,174,726	2,174,726	2,124,232	2,124,232

The Special Population for this Report is 'Ad Valorem Parcels'

<<<<< S.E.V., Taxable and Capped Values >>>>>

Commercial	20	2,076,000	2,076,000	1,969,100	1,779,193	2,266,792	1,833,955	1,833,955	1,848,044	1,848,044
Industrial	12	2,276,200	2,276,200	2,261,500	2,062,603	2,062,603	2,028,493	2,028,493	2,101,787	2,101,787
Residential	961	66,825,300	66,818,100	68,129,400	60,276,614	60,868,518	61,905,328	61,827,246	61,793,235	61,793,235
Com. Personal	27	230,200	230,200	276,100	230,200	230,200	276,100	276,100	276,100	276,100
Ind. Personal	9	648,900	648,900	1,376,700	648,900	648,900	1,376,700	1,376,700	1,376,700	1,376,700
Util. Personal	1	1,645,100	1,645,100	1,830,700	1,645,100	1,645,100	1,830,700	1,830,700	1,830,700	1,830,700
Exempt	25	0	0	0	0	0	0	0	0	0
All: 26	1085	77,407,400	77,400,200	79,895,000	68,727,249	69,806,752	71,426,002	71,347,920	71,350,798	71,350,798

Totals for Unit: 26V ST CHARLES VILLAGE 26V

Property Class	Count	2019 SEV	Fin SEV	2020 SEV	2019 Tax	Fin Tax	2020 Tax	BOR Tax	2020 Cap	2020 MCAP
Commercial	9	697,000	697,000	713,800	664,708	664,708	673,362	673,362	677,334	677,334
Industrial	2	997,600	997,600	1,031,600	718,954	718,954	732,195	732,195	732,613	732,613
Residential	64	3,827,700	3,774,200	3,954,000	3,341,550	3,295,874	3,455,183	3,455,183	3,405,893	3,405,893
Com. Personal	7	78,000	78,000	95,000	78,000	78,000	95,000	95,000	95,000	95,000
Ind. Personal	4	80,600	80,600	136,600	80,600	80,600	136,600	136,600	136,600	136,600
Util. Personal	1	73,200	73,200	163,100	73,200	73,200	163,100	163,100	163,100	163,100
Exempt	9	0	0	0	0	0	0	0	0	0
All: 26V	96	5,754,100	5,700,600	6,094,100	4,957,012	4,911,336	5,255,440	5,255,440	5,210,540	5,210,540

Totals	Count	2019 SEV	Fin SEV	2020 SEV	2019 Tax	Fin Tax	2020 Tax	BOR Tax	2020 Cap	2020 MCAP
Real	3,560	232,135,300	231,299,700	236,074,100	181,182,730	180,646,195	187,146,309	186,289,001	186,178,959	185,640,988
Personal	194	7,885,600	7,885,600	9,320,600	7,885,600	7,885,600	9,330,500	9,320,600	9,330,500	9,320,600
Exempt	157	0	0	0	0	0	0	0	0	0

ARCHIVED





The Special Population for this Report is 'Ad Valorem Parcels'

<<<< S.E.V., Taxable and Capped Values >>>>

Totals for School 78070: NEW LOTHROP

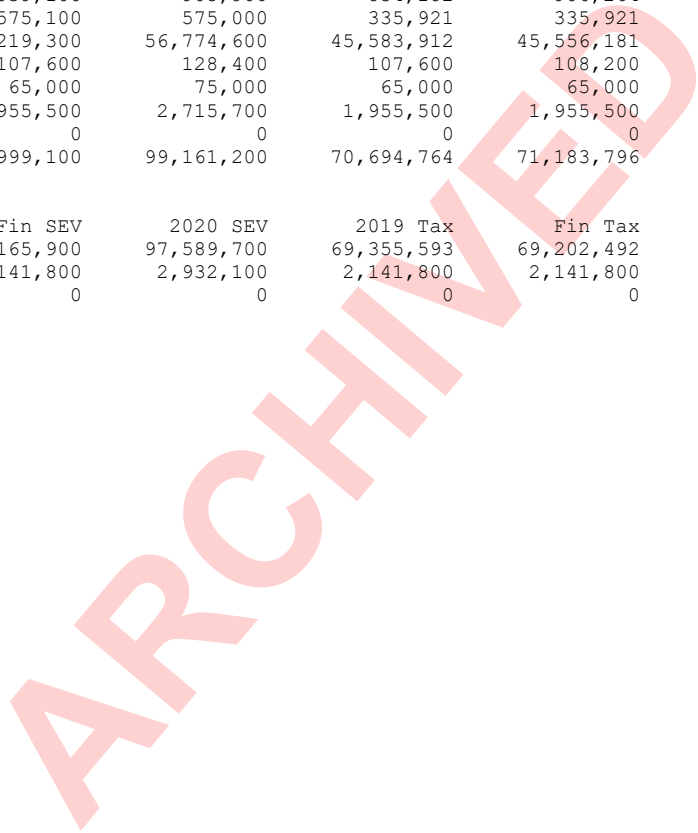
Totals for Unit: 13 CHESANING TOWNSHIP

Property Class	Count	2019 SEV	Fin SEV	2020 SEV	2019 Tax	Fin Tax	2020 Tax	BOR Tax	2020 Cap	2020 MCAP
Agricultural	4	722,600	722,600	779,200	315,570	315,570	321,563	321,563	321,563	321,563
Residential	11	572,300	572,300	568,400	473,359	473,359	488,518	488,518	482,348	482,348
Util. Personal	1	13,700	13,700	13,000	13,700	13,700	13,000	13,000	13,000	13,000
All: 13	16	1,308,600	1,308,600	1,360,600	802,629	802,629	823,081	823,081	816,911	816,911

Totals for Unit: 20 MAPLE GROVE TOWNSHIP

Property Class	Count	2019 SEV	Fin SEV	2020 SEV	2019 Tax	Fin Tax	2020 Tax	BOR Tax	2020 Cap	2020 MCAP
Agricultural	330	38,037,500	38,037,500	37,986,600	21,812,649	22,256,730	22,235,353	22,010,139	22,215,934	22,002,555
Commercial	16	1,039,100	1,039,100	905,900	834,182	906,264	767,052	767,052	767,869	767,869
Industrial	10	575,100	575,100	575,000	335,921	335,921	342,299	342,299	342,299	342,299
Residential	852	52,354,100	52,219,300	56,774,600	45,583,912	45,556,181	47,494,789	47,293,677	47,102,850	46,963,029
Com. Personal	28	107,600	107,600	128,400	107,600	108,200	128,400	128,400	128,400	128,400
Ind. Personal	1	65,000	65,000	75,000	65,000	65,000	75,000	75,000	75,000	75,000
Util. Personal	2	1,955,500	1,955,500	2,715,700	1,955,500	1,955,500	2,715,700	2,715,700	2,715,700	2,715,700
Exempt	24	0	0	0	0	0	0	0	0	0
All: 20	1263	94,133,900	93,999,100	99,161,200	70,694,764	71,183,796	73,758,593	73,332,267	73,348,052	72,994,852

Totals	Count	2019 SEV	Fin SEV	2020 SEV	2019 Tax	Fin Tax	2020 Tax	BOR Tax	2020 Cap	2020 MCAP
Real	1,223	93,300,700	93,165,900	97,589,700	69,355,593	69,202,492	71,649,574	71,223,248	71,232,863	70,879,663
Personal	32	2,141,800	2,141,800	2,932,100	2,141,800	2,141,800	2,932,100	2,932,100	2,932,100	2,932,100
Exempt	24	0	0	0	0	0	0	0	0	0



The Special Population for this Report is 'Ad Valorem Parcels'

<<<< S.E.V., Taxable and Capped Values >>>>

Totals for School 79110: REESE

Totals for Unit: 06 BLUMFIELD TOWNSHIP

Property Class	Count	2019 SEV	Fin SEV	2020 SEV	2019 Tax	Fin Tax	2020 Tax	BOR Tax	2020 Cap	2020 MCAP
Agricultural	271	36,522,300	36,522,300	40,480,500	18,046,280	18,633,616	18,127,905	18,335,846	18,146,439	18,354,380
Commercial	45	5,605,300	5,605,300	5,911,900	4,871,478	4,871,478	5,276,206	5,276,206	5,342,717	5,342,717
Industrial	12	1,543,300	1,543,300	1,778,300	1,120,108	1,120,108	1,141,382	1,129,126	1,141,382	1,141,382
Residential	447	28,239,600	28,100,200	31,553,500	25,720,418	25,782,694	26,875,335	26,848,735	26,677,088	26,677,088
Com. Personal	56	2,255,000	2,255,000	2,299,500	2,255,000	2,255,000	2,299,500	2,299,500	2,299,500	2,299,500
Ind. Personal	14	5,023,400	5,023,400	4,752,600	5,023,400	5,023,400	4,752,600	4,752,600	4,752,600	4,752,600
Util. Personal	5	8,845,600	8,845,600	9,162,200	7,946,830	7,946,830	8,280,409	8,280,409	8,280,409	8,280,409
Exempt	25	0	0	0	0	0	0	0	0	0
All: 06	875	88,034,500	87,895,100	95,938,500	64,983,514	65,633,126	66,753,337	66,922,422	66,640,135	66,848,076

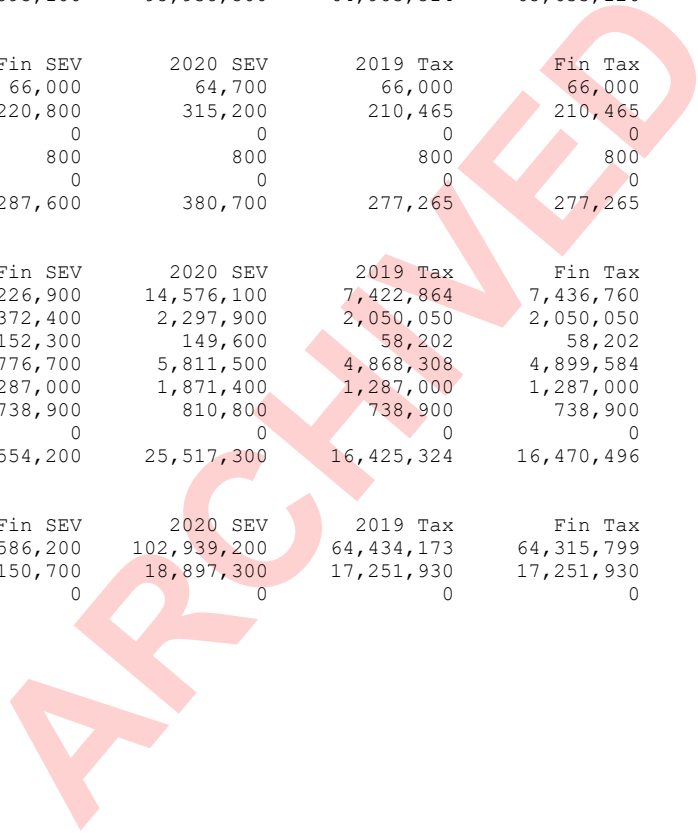
Totals for Unit: 06V REESE VILLAGE

Property Class	Count	2019 SEV	Fin SEV	2020 SEV	2019 Tax	Fin Tax	2020 Tax	BOR Tax	2020 Cap	2020 MCAP
Commercial	1	66,000	66,000	64,700	66,000	66,000	64,700	64,700	67,254	67,254
Residential	6	220,800	220,800	315,200	210,465	210,465	280,761	280,761	280,761	280,761
Com. Personal	1	0	0	0	0	0	0	0	0	0
Util. Personal	1	800	800	800	800	800	800	800	800	800
Exempt	1	0	0	0	0	0	0	0	0	0
All: 06V	10	287,600	287,600	380,700	277,265	277,265	346,261	346,261	348,815	348,815

Totals for Unit: 10 BUENA VISTA TOWNSHIP

Property Class	Count	2019 SEV	Fin SEV	2020 SEV	2019 Tax	Fin Tax	2020 Tax	BOR Tax	2020 Cap	2020 MCAP
Agricultural	111	15,226,900	15,226,900	14,576,100	7,422,864	7,436,760	7,560,898	7,560,898	7,563,847	7,563,847
Commercial	10	2,372,400	2,372,400	2,297,900	2,050,050	2,050,050	2,045,316	2,045,316	2,088,997	2,088,997
Industrial	6	152,300	152,300	149,600	58,202	58,202	59,305	59,305	59,305	59,305
Residential	132	5,768,700	5,776,700	5,811,500	4,868,308	4,899,584	5,058,414	5,018,733	5,040,584	5,000,903
Com. Personal	11	1,287,000	1,287,000	1,871,400	1,287,000	1,287,000	1,871,400	1,871,400	1,871,400	1,871,400
Util. Personal	3	738,900	738,900	810,800	738,900	738,900	810,800	810,800	810,800	810,800
Exempt	4	0	0	0	0	0	0	0	0	0
All: 10	277	25,546,200	25,554,200	25,517,300	16,425,324	16,470,496	17,406,133	17,366,452	17,434,933	17,395,252

Totals	Count	2019 SEV	Fin SEV	2020 SEV	2019 Tax	Fin Tax	2020 Tax	BOR Tax	2020 Cap	2020 MCAP
Real	1,041	95,717,600	95,586,200	102,939,200	64,434,173	64,315,799	66,490,222	66,619,626	66,408,374	66,576,634
Personal	91	18,150,700	18,150,700	18,897,300	17,251,930	17,251,930	18,015,509	18,015,509	18,015,509	18,015,509
Exempt	30	0	0	0	0	0	0	0	0	0



The Special Population for this Report is 'Ad Valorem Parcels'

<<<< S.E.V., Taxable and Capped Values >>>>

Totals For All Schools:

Totals	Count	2019 SEV	Fin SEV	2020 SEV	2019 Tax	Fin Tax	2020 Tax	BOR Tax	2020 Cap	2020 MCAP
Real	86,724	5,522,480,300	5,497,971,584	5,727,038,520	4,682,013,334	4,660,568,741	4,844,398,355	4,818,453,064	4,833,712,538	4,811,529,973
Personal	6,905	509,646,524	517,398,324	511,169,700	507,851,012	515,618,286	512,072,309	509,502,509	512,075,628	509,505,828
Exempt	7,501	0	0	0	0	0	235,700	0	243,020	0

ARCHIVED



The Special Population for this Report is 'Ad Valorem Parcels'

<<<< PRE/MBT Percentage Times Taxable >>>>

Totals for School 19120: OVID-ELSIE

Totals for Unit: 12 CHAPIN TOWNSHIP

Property Class	Count	2019 ORIG PRE	2019 ORIG Non-PRE	Final PRE	Final Non-PRE	W/O Winter PRE	W/O Winter Non-PRE	2020 ORIG PRE	2020 ORIG Non-PRE
Agricultural	0	4,767,380	236,071	5,028,164	105,679	4,767,380	366,463	4,884,922	107,685
Commercial	0	0	10,294	0	10,294	0	10,294	0	10,489
Residential	0	3,330,728	515,774	3,405,433	421,760	3,281,645	545,548	3,575,723	434,801
Util. Personal	0	0	232,000	0	232,000	0	232,000	0	232,200
All: 12	0	8,098,108	994,139	8,433,597	769,733	8,049,025	1,154,305	8,460,645	785,175
Totals	Count	2019 ORIG PRE	2019 ORIG Non-PRE	Final PRE	Final Non-PRE	W/O Winter PRE	W/O Winter Non-PRE	2020 ORIG PRE	2020 ORIG Non-PRE
Real	216	8,290,394	569,853	8,241,311	537,733	8,241,311	537,733	8,460,645	552,975
Personal	1	0	232,000	0	232,000	0	232,000	0	232,200

ARCHIVED

The Special Population for this Report is 'Ad Valorem Parcels'

<<<< PRE/MBT Percentage Times Taxable >>>>

Totals for School 25150: CLIO

Totals for Unit: 05 BIRCH RUN TOWNSHIP

Property Class	Count	2019 ORIG PRE	2019 ORIG Non-PRE	Final PRE	Final Non-PRE	W/O Winter PRE	W/O Winter Non-PRE	2020 ORIG PRE	2020 ORIG Non-PRE
Agricultural	0	303,888	0	303,888	0	303,888	0	309,659	0
Industrial	0	0	6,578	0	6,578	0	6,578	0	6,702
Residential	0	128,243	3,374	77,167	3,374	77,167	3,374	130,678	3,438
Util. Personal	0	0	1,311,520	0	1,311,520	0	1,311,520	0	1,241,356
All: 05	0	432,131	1,321,472	381,055	1,321,472	381,055	1,321,472	440,337	1,251,496
Totals	Count	2019 ORIG PRE	2019 ORIG Non-PRE	Final PRE	Final Non-PRE	W/O Winter PRE	W/O Winter Non-PRE	2020 ORIG PRE	2020 ORIG Non-PRE
Real	8	432,131	9,952	381,055	9,952	381,055	9,952	440,337	10,140
Personal	0	0	1,311,520	0	1,311,520	0	1,311,520	0	1,241,356

ARCHIVED

The Special Population for this Report is 'Ad Valorem Parcels'

<<<< PRE/MBT Percentage Times Taxable >>>>

Totals for School 25260: MONTROSE

Totals for Unit: 20 MAPLE GROVE TOWNSHIP

Property Class	Count	2019 ORIG PRE	2019 ORIG Non-PRE	Final PRE	Final Non-PRE	W/O Winter PRE	W/O Winter Non-PRE	2020 ORIG PRE	2020 ORIG Non-PRE
Agricultural	0	703,980	0	703,980	0	703,980	0	709,594	0
Industrial	0	22,477	6,126	22,477	6,126	22,477	6,126	22,903	6,242
Residential	0	2,133,437	42,246	2,133,437	42,246	2,133,437	42,246	2,237,870	43,048
Util. Personal	0	0	118,100	0	118,100	0	118,100	0	116,000
All: 20	0	2,859,894	166,472	2,859,894	166,472	2,859,894	166,472	2,970,367	165,290
Totals	Count	2019 ORIG PRE	2019 ORIG Non-PRE	Final PRE	Final Non-PRE	W/O Winter PRE	W/O Winter Non-PRE	2020 ORIG PRE	2020 ORIG Non-PRE
Real	54	2,859,894	48,372	2,859,894	48,372	2,859,894	48,372	2,970,367	49,290
Personal	0	0	118,100	0	118,100	0	118,100	0	116,000

ARCHIVED



The Special Population for this Report is 'Ad Valorem Parcels'

<<<<< PRE/MBT Percentage Times Taxable >>>>>

Totals for School 29020: ASHLEY

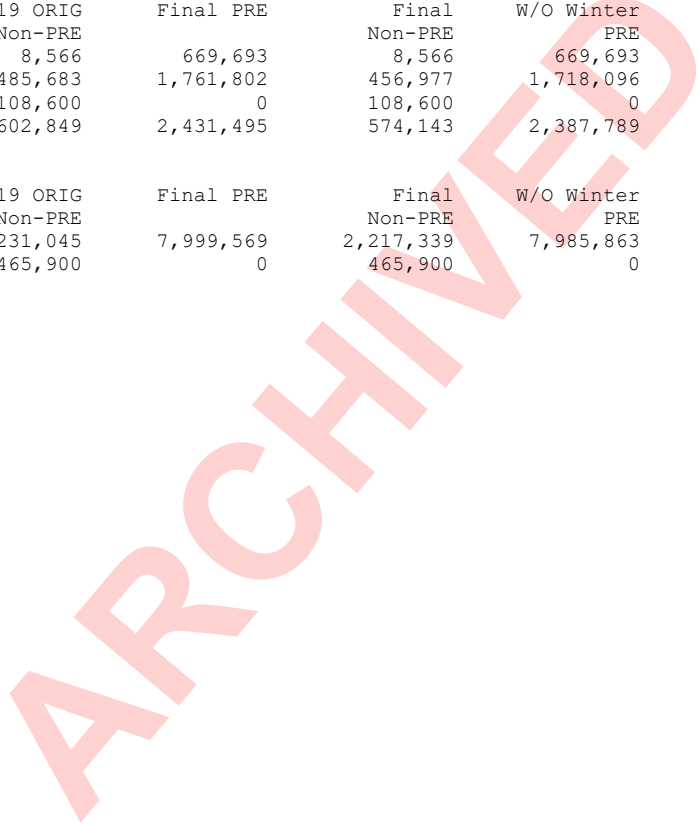
Totals for Unit: 12 CHAPIN TOWNSHIP

Property Class	Count	2019 ORIG PRE	2019 ORIG Non-PRE	Final PRE	Final Non-PRE	W/O Winter PRE	W/O Winter Non-PRE	2020 ORIG PRE	2020 ORIG Non-PRE
Agricultural	0	2,544,985	272,497	2,717,301	196,971	2,544,985	369,287	2,628,574	126,065
Commercial	0	0	93,344	0	130,787	0	130,787	0	56,961
Industrial	0	45,418	10,414	45,418	10,414	45,418	10,414	46,279	10,611
Residential	0	2,879,211	1,514,997	2,933,815	1,487,695	2,879,211	1,542,299	2,944,003	1,823,046
Util. Personal	0	0	357,300	0	357,300	0	357,300	0	343,600
All: 12	0	5,469,614	2,248,552	5,696,534	2,183,167	5,469,614	2,410,087	5,618,856	2,360,283

Totals for Unit: 21 MARION TOWNSHIP

Property Class	Count	2019 ORIG PRE	2019 ORIG Non-PRE	Final PRE	Final Non-PRE	W/O Winter PRE	W/O Winter Non-PRE	2020 ORIG PRE	2020 ORIG Non-PRE
Agricultural	0	669,693	8,566	669,693	8,566	669,693	8,566	682,408	8,729
Residential	0	1,718,096	485,683	1,761,802	456,977	1,718,096	500,683	1,782,167	464,316
Util. Personal	0	0	108,600	0	108,600	0	108,600	0	118,000
All: 21	0	2,387,789	602,849	2,431,495	574,143	2,387,789	617,849	2,464,575	591,045

Totals	Count	2019 ORIG PRE	2019 ORIG Non-PRE	Final PRE	Final Non-PRE	W/O Winter PRE	W/O Winter Non-PRE	2020 ORIG PRE	2020 ORIG Non-PRE
Real	258	8,011,859	2,231,045	7,999,569	2,217,339	7,985,863	2,231,045	8,083,431	2,489,728
Personal	11	0	465,900	0	465,900	0	465,900	0	461,600



The Special Population for this Report is 'Ad Valorem Parcels'

<<<< PRE/MBT Percentage Times Taxable >>>>

Totals for School 29040: BRECKENRIDGE

Totals for Unit: 17 JONESFIELD TOWNSHIP

Property Class	Count	2019 ORIG PRE	2019 ORIG Non-PRE	Final PRE	Final Non-PRE	W/O Winter PRE	W/O Winter Non-PRE	2020 ORIG PRE	2020 ORIG Non-PRE
Agricultural	0	550,938	0	550,938	0	550,938	0	561,403	0
Residential	0	90,481	28,800	119,281	0	90,481	28,800	122,900	0
Util. Personal	0	0	5,400	0	5,400	0	5,400	0	5,100
All: 17	0	641,419	34,200	670,219	5,400	641,419	34,200	684,303	5,100
Totals	Count	2019 ORIG PRE	2019 ORIG Non-PRE	Final PRE	Final Non-PRE	W/O Winter PRE	W/O Winter Non-PRE	2020 ORIG PRE	2020 ORIG Non-PRE
Real	9	641,419	28,800	670,219	0	641,419	28,800	684,303	0
Personal	0	0	5,400	0	5,400	0	5,400	0	5,100

ARCHIVED



The Special Population for this Report is 'Ad Valorem Parcels'

<<<< PRE/MBT Percentage Times Taxable >>>>

Totals for School 73012: SAGINAW CITY/ BUENA VISTA

Totals for Unit: 10 BUENA VISTA TOWNSHIP

Property Class	Count	2019 ORIG PRE	2019 ORIG Non-PRE	Final PRE	Final Non-PRE	W/O Winter PRE	W/O Winter Non-PRE	2020 ORIG PRE	2020 ORIG Non-PRE
Agricultural	0	4,724,798	99,055	4,724,798	99,055	4,724,798	99,055	4,816,944	97,675
Commercial	0	43,181	33,773,530	43,181	34,702,175	43,181	34,702,175	44,001	35,234,644
Industrial	0	176,569	33,257,685	176,569	33,304,342	176,569	33,304,342	179,914	33,706,593
Residential	0	14,539,012	7,347,973	14,518,991	7,368,247	14,429,629	7,457,609	14,438,878	7,461,711
Com. Personal	0	13,183,800	38,300	13,259,500	0	13,182,900	76,600	10,980,600	0
Ind. Personal	0	2,859,800	32,300	2,944,500	0	2,879,900	64,600	2,017,100	0
Util. Personal	0	0	5,106,000	0	5,106,000	0	5,106,000	0	5,633,700
All: 10	0	35,527,160	79,654,843	35,667,539	80,579,819	35,436,977	80,810,381	32,477,437	82,134,323

Totals	Count	2019 ORIG PRE	2019 ORIG Non-PRE	Final PRE	Final Non-PRE	W/O Winter PRE	W/O Winter Non-PRE	2020 ORIG PRE	2020 ORIG Non-PRE
Real	933	19,532,691	74,429,112	19,414,408	74,383,292	19,414,408	74,383,292	19,479,737	76,500,623
Personal	260	16,114,200	5,106,000	16,133,400	5,106,000	16,133,400	5,106,000	12,997,700	5,633,700
Exempt	3	0	0	0	0	0	0	0	0

ARCHIVED

The Special Population for this Report is 'Ad Valorem Parcels'

<<<< PRE/MBT Percentage Times Taxable >>>>

Totals for School 73030: CARROLLTON

Totals for Unit: 11 CARROLLTON TOWNSHIP

Property Class	Count	2019 ORIG PRE	2019 ORIG Non-PRE	Final PRE	Final Non-PRE	W/O Winter PRE	W/O Winter Non-PRE	2020 ORIG PRE	2020 ORIG Non-PRE
Commercial	0	60,426	9,611,755	125,450	9,765,088	60,426	9,830,112	61,093	9,967,928
Industrial	0	0	3,364,503	0	3,364,503	0	3,364,503	0	3,466,785
Residential	0	45,738,604	11,311,711	46,022,658	10,790,025	45,558,860	11,253,823	46,589,942	11,670,091
Com. Personal	0	5,426,900	0	5,426,900	0	5,426,900	0	5,620,000	0
Ind. Personal	0	843,100	0	1,012,700	0	1,012,700	0	1,038,400	0
Util. Personal	0	0	2,920,500	0	2,920,500	0	2,920,500	0	2,842,000
All: 11	0	52,069,030	27,208,469	52,587,708	26,840,116	52,058,886	27,368,938	53,309,435	27,946,804
<b>Totals</b>	<b>Count</b>	<b>2019 ORIG PRE</b>	<b>2019 ORIG Non-PRE</b>	<b>Final PRE</b>	<b>Final Non-PRE</b>	<b>W/O Winter PRE</b>	<b>W/O Winter Non-PRE</b>	<b>2020 ORIG PRE</b>	<b>2020 ORIG Non-PRE</b>
Real	1,769	45,846,985	24,240,014	46,100,153	23,788,433	45,667,241	24,221,345	46,651,035	25,104,804
Personal	156	6,270,000	2,920,500	6,439,600	2,920,500	6,439,600	2,920,500	6,658,400	2,842,000
Exempt	2	0	0	0	0	0	0	0	0

ARCHIVED

The Special Population for this Report is 'Ad Valorem Parcels'

<<<<< PRE/MBT Percentage Times Taxable >>>>>

Totals for School 73040: SAGINAW TOWNSHIP

Totals for Unit: 23 SAGINAW CHARTER TOWNSHIP

Property Class	Count	2019 ORIG PRE	2019 ORIG Non-PRE	Final PRE	Final Non-PRE	W/O Winter PRE	W/O Winter Non-PRE	2020 ORIG PRE	2020 ORIG Non-PRE
Agricultural	0	3,824,264	123,949	3,824,264	123,949	3,824,264	123,949	3,752,138	122,699
Commercial	0	5,547,421	339,741,760	5,544,461	337,308,126	5,454,405	337,398,182	5,553,131	343,539,585
Industrial	0	0	6,277,896	0	6,361,696	0	6,361,696	0	6,416,582
Residential	0	782,226,675	78,856,940	780,695,356	80,187,884	780,252,804	80,630,436	804,482,553	78,922,484
Com. Personal	0	45,763,100	1,235,100	47,845,300	0	45,782,500	2,062,800	45,730,500	0
Ind. Personal	0	1,098,100	65,300	1,228,700	0	1,098,100	130,600	920,500	0
Util. Personal	0	0	23,172,300	0	23,172,300	0	23,172,300	0	24,861,200
All: 23	0	838,459,560	449,473,245	839,138,081	447,153,955	836,412,073	449,879,963	860,438,822	453,862,550

Totals	Count	2019 ORIG PRE	2019 ORIG Non-PRE	Final PRE	Final Non-PRE	W/O Winter PRE	W/O Winter Non-PRE	2020 ORIG PRE	2020 ORIG Non-PRE
Real	11,768	791,871,117	424,727,788	789,797,777	417,776,376	789,797,777	417,776,376	813,787,822	429,001,350
Personal	1,750	48,161,600	23,172,300	47,977,300	23,172,300	47,977,300	23,172,300	46,651,000	24,861,200
Exempt	44	0	0	0	0	0	0	0	0

ARCHIVED

The Special Population for this Report is 'Ad Valorem Parcels'

<<<<< PRE/MBT Percentage Times Taxable >>>>>

Totals for School 73110: CHESANING

Totals for Unit: 04 ALBEE TOWNSHIP

Property Class	Count	2019 ORIG PRE	2019 ORIG Non-PRE	Final PRE	Final Non-PRE	W/O Winter PRE	W/O Winter Non-PRE	2020 ORIG PRE	2020 ORIG Non-PRE
Agricultural	0	18,838,424	481,642	19,452,558	174,575	18,838,424	788,709	19,562,283	180,093
Commercial	0	0	1,562,149	0	1,555,417	0	1,555,417	0	1,768,908
Industrial	0	108,036	182,529	108,036	182,529	108,036	182,529	110,087	185,995
Residential	0	35,409,681	5,040,387	35,758,395	4,729,420	35,286,130	5,201,685	37,407,890	4,893,622
Com. Personal	0	224,000	2,500	229,000	0	224,000	5,000	262,900	0
Util. Personal	0	0	2,369,900	0	2,369,900	0	2,369,900	0	2,696,900
All: 04	0	54,580,141	9,639,107	55,547,989	9,011,841	54,456,590	10,103,240	57,343,160	9,725,518

Totals for Unit: 07 BRADY TOWNSHIP

Property Class	Count	2019 ORIG PRE	2019 ORIG Non-PRE	Final PRE	Final Non-PRE	W/O Winter PRE	W/O Winter Non-PRE	2020 ORIG PRE	2020 ORIG Non-PRE
Agricultural	0	18,066,530	854,629	19,259,780	258,004	18,066,530	1,451,254	18,824,668	366,200
Commercial	0	53,202	3,024,757	53,202	3,024,757	53,202	3,024,757	54,212	3,070,316
Industrial	0	300,488	241,700	300,488	241,700	300,488	241,700	306,192	239,600
Residential	0	22,385,963	3,280,604	22,743,220	3,009,036	22,366,447	3,385,809	23,461,661	3,058,640
Com. Personal	0	382,900	0	382,900	0	382,900	0	507,800	0
Ind. Personal	0	105,000	0	105,000	0	105,000	0	125,000	0
Util. Personal	0	0	1,626,700	0	1,626,700	0	1,626,700	0	1,683,800
All: 07	0	41,294,083	9,028,390	42,844,590	8,160,197	41,274,567	9,730,220	43,279,533	8,418,556

Totals for Unit: 07V OAKLEY VILLAGE

Property Class	Count	2019 ORIG PRE	2019 ORIG Non-PRE	Final PRE	Final Non-PRE	W/O Winter PRE	W/O Winter Non-PRE	2020 ORIG PRE	2020 ORIG Non-PRE
Agricultural	0	559,950	0	559,950	0	559,950	0	570,584	0
Commercial	0	0	1,903,482	0	1,953,862	0	1,953,862	0	1,898,716
Industrial	0	0	117,500	0	117,500	0	117,500	0	114,200
Residential	0	2,010,310	713,637	2,010,310	695,178	2,010,310	695,178	1,995,052	712,021
Com. Personal	0	34,500	0	34,500	0	34,500	0	2,500	0
Ind. Personal	0	58,100	0	58,100	0	58,100	0	48,000	0
Util. Personal	0	0	280,300	0	280,300	0	280,300	0	294,300
All: 07V	0	2,662,860	3,014,919	2,662,860	3,046,840	2,662,860	3,046,840	2,616,136	3,019,237

Totals for Unit: 08 BRANT TOWNSHIP

Property Class	Count	2019 ORIG PRE	2019 ORIG Non-PRE	Final PRE	Final Non-PRE	W/O Winter PRE	W/O Winter Non-PRE	2020 ORIG PRE	2020 ORIG Non-PRE
Agricultural	0	5,847,277	346,146	6,227,017	234,076	5,847,277	613,816	6,001,915	271,823
Commercial	0	0	52,050	0	52,050	0	52,050	0	52,871
Industrial	0	0	24,385	0	24,385	0	24,385	0	24,848
Residential	0	12,553,101	1,643,920	12,595,453	1,745,728	12,557,601	1,783,580	13,142,481	1,489,691
Com. Personal	0	48,800	0	48,800	0	48,800	0	40,500	0
Util. Personal	0	0	737,600	0	737,600	0	737,600	0	872,100
All: 08	0	18,449,178	2,804,101	18,871,270	2,793,839	18,453,678	3,211,431	19,184,896	2,711,333

Totals for Unit: 12 CHAPIN TOWNSHIP

Property Class	Count	2019 ORIG PRE	2019 ORIG Non-PRE	Final PRE	Final Non-PRE	W/O Winter PRE	W/O Winter Non-PRE	2020 ORIG PRE	2020 ORIG Non-PRE
Agricultural	0	3,092,527	49,172	3,154,561	18,155	3,092,527	80,189	3,180,602	18,500
Industrial	0	0	11,013	0	11,013	0	11,013	0	8,519
Residential	0	2,484,979	469,743	2,615,742	379,069	2,484,979	509,832	2,624,084	408,348
Util. Personal	0	0	447,700	0	447,700	0	447,700	0	442,100
All: 12	0	5,577,506	977,628	5,770,303	855,937	5,577,506	1,048,734	5,804,686	877,467

Totals for Unit: 13 CHESANING TOWNSHIP

Property Class	Count	2019 ORIG PRE	2019 ORIG Non-PRE	Final PRE	Final Non-PRE	W/O Winter PRE	W/O Winter Non-PRE	2020 ORIG PRE	2020 ORIG Non-PRE
Agricultural	0	17,516,864	185,126	17,751,045	34,709	17,450,211	335,543	17,894,865	35,368
Commercial	0	149,120	3,576,524	149,120	3,704,578	149,120	3,704,578	151,952	3,640,269





The Special Population for this Report is 'Ad Valorem Parcels'

<<<<< PRE/MBT Percentage Times Taxable >>>>>

Totals for School 73111: CHES/ASHLEY DEBT

Totals for Unit: 21 MARION TOWNSHIP

Property Class	Count	2019 ORIG PRE	2019 ORIG Non-PRE	Final PRE	Final Non-PRE	W/O Winter PRE	W/O Winter Non-PRE	2020 ORIG PRE	2020 ORIG Non-PRE
Residential	0	35,737	0	35,737	0	35,737	0	39,416	0
All: 21	0	35,737	0	35,737	0	35,737	0	39,416	0
Totals	Count	2019 ORIG PRE	2019 ORIG Non-PRE	Final PRE	Final Non-PRE	W/O Winter PRE	W/O Winter Non-PRE	2020 ORIG PRE	2020 ORIG Non-PRE
Real	1	35,737	0	35,737	0	35,737	0	39,416	0

ARCHIVED



The Special Population for this Report is 'Ad Valorem Parcels'

<<<<< PRE/MBT Percentage Times Taxable >>>>>

Totals for School 73180: BRIDGEPORT

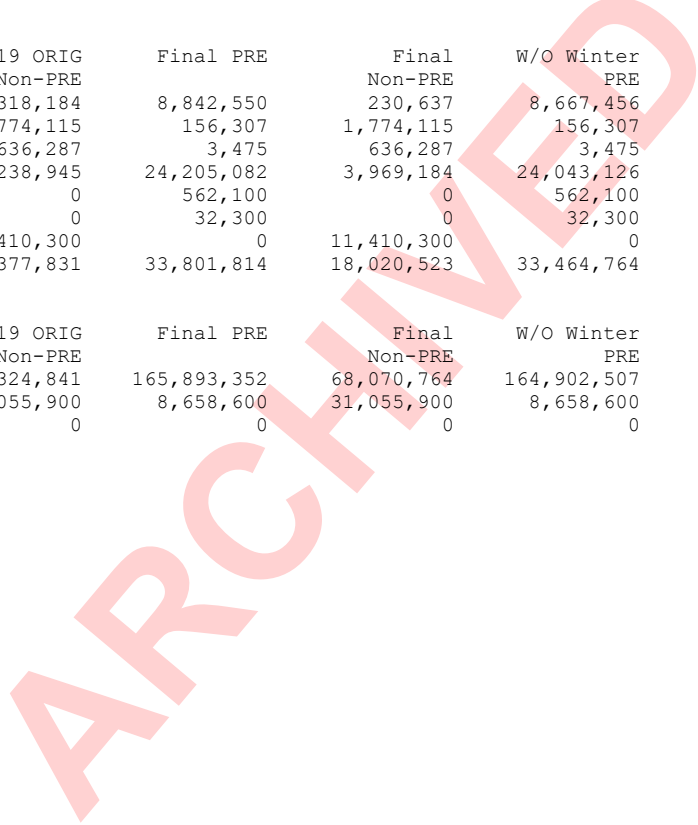
Totals for Unit: 09 BRIDGEPORT TOWNSHIP

Property Class	Count	2019 ORIG PRE	2019 ORIG Non-PRE	Final PRE	Final Non-PRE	W/O Winter PRE	W/O Winter Non-PRE	2020 ORIG PRE	2020 ORIG Non-PRE
Agricultural	0	10,841,180	436,623	11,030,268	342,079	10,841,180	531,167	10,998,896	340,868
Commercial	0	263,390	35,993,639	444,993	36,033,424	263,390	36,215,027	287,769	37,616,955
Industrial	0	5,695	7,186,021	5,695	7,186,021	5,695	7,186,021	5,800	7,240,869
Residential	0	121,524,572	19,378,787	121,842,742	18,191,504	120,284,118	19,750,128	123,357,329	20,509,277
Com. Personal	0	7,181,400	0	7,114,600	0	7,114,600	0	8,545,600	0
Ind. Personal	0	949,600	0	949,600	0	949,600	0	894,600	0
Util. Personal	0	0	19,645,600	0	19,645,600	0	19,645,600	0	21,153,200
All: 09	0	140,765,837	82,640,670	141,387,898	81,398,628	139,458,583	83,327,943	144,089,994	86,861,169

Totals for Unit: 25 SPAULDING TOWNSHIP

Property Class	Count	2019 ORIG PRE	2019 ORIG Non-PRE	Final PRE	Final Non-PRE	W/O Winter PRE	W/O Winter Non-PRE	2020 ORIG PRE	2020 ORIG Non-PRE
Agricultural	0	8,724,638	318,184	8,842,550	230,637	8,667,456	405,731	9,009,763	124,987
Commercial	0	156,307	1,774,115	156,307	1,774,115	156,307	1,774,115	157,456	1,809,497
Industrial	0	3,475	636,287	3,475	636,287	3,475	636,287	3,541	647,912
Residential	0	23,948,286	4,238,945	24,205,082	3,969,184	24,043,126	4,131,140	24,399,187	4,186,919
Com. Personal	0	562,300	0	562,100	0	562,100	0	663,300	0
Ind. Personal	0	32,300	0	32,300	0	32,300	0	30,200	0
Util. Personal	0	0	11,410,300	0	11,410,300	0	11,410,300	0	11,677,900
All: 25	0	33,427,306	18,377,831	33,801,814	18,020,523	33,464,764	18,357,573	34,263,447	18,447,215

Totals	Count	2019 ORIG PRE	2019 ORIG Non-PRE	Final PRE	Final Non-PRE	W/O Winter PRE	W/O Winter Non-PRE	2020 ORIG PRE	2020 ORIG Non-PRE
Real	4,590	166,105,303	69,324,841	165,893,352	68,070,764	164,902,507	69,061,609	168,219,741	72,477,284
Personal	327	8,725,600	31,055,900	8,658,600	31,055,900	8,658,600	31,055,900	10,133,700	32,831,100
Exempt	14	0	0	0	0	0	0	0	0



The Special Population for this Report is 'Ad Valorem Parcels'

<<<< PRE/MBT Percentage Times Taxable >>>>

Totals for School 73182: BRIDGEPORT/BUENA VISTA

Totals for Unit: 10 BUENA VISTA TOWNSHIP

Property Class	Count	2019 ORIG PRE	2019 ORIG Non-PRE	Final PRE	Final Non-PRE	W/O Winter PRE	W/O Winter Non-PRE	2020 ORIG PRE	2020 ORIG Non-PRE
Agricultural	0	1,196,910	101,691	1,350,106	25,093	1,196,910	178,289	1,355,205	25,569
Commercial	0	1,564,050	5,814,751	1,564,050	5,814,751	1,564,050	5,814,751	1,564,050	5,797,147
Industrial	0	17,239	169,326	17,239	169,326	17,239	169,326	17,566	237,520
Residential	0	11,131,163	5,802,032	10,958,179	5,813,987	10,877,242	5,894,924	10,830,717	6,191,855
Com. Personal	0	882,900	2,000	924,800	0	920,800	4,000	671,900	0
Util. Personal	0	0	1,842,100	0	1,842,100	0	1,842,100	0	2,055,100
All: 10	0	14,792,262	13,731,900	14,814,374	13,665,257	14,576,241	13,903,390	14,439,438	14,307,191

Totals	Count	2019 ORIG PRE	2019 ORIG Non-PRE	Final PRE	Final Non-PRE	W/O Winter PRE	W/O Winter Non-PRE	2020 ORIG PRE	2020 ORIG Non-PRE
Real	592	13,994,105	11,803,057	13,804,831	11,799,381	13,732,039	11,872,173	13,767,538	12,252,091
Personal	50	884,900	1,842,100	922,800	1,842,100	922,800	1,842,100	671,900	2,055,100

ARCHIVED



The Special Population for this Report is 'Ad Valorem Parcels'

<<<< PRE/MBT Percentage Times Taxable >>>>

Totals for School 73192: FRANKENMUTH/BUENA VISTA

Totals for Unit: 10 BUENA VISTA TOWNSHIP

Property Class	Count	2019 ORIG PRE	2019 ORIG Non-PRE	Final PRE	Final Non-PRE	W/O Winter PRE	W/O Winter Non-PRE	2020 ORIG PRE	2020 ORIG Non-PRE
Agricultural	0	5,047,263	82,469	5,113,751	79,912	5,047,263	146,400	5,174,031	18,890
Commercial	0	0	436,656	0	436,656	0	436,656	0	444,949
Industrial	0	1,058	0	1,058	0	1,058	0	1,078	0
Residential	0	6,176,649	785,569	6,164,038	749,669	6,128,138	785,569	6,219,248	901,823
Com. Personal	0	28,100	0	28,100	0	28,100	0	28,500	0
Util. Personal	0	0	1,032,600	0	1,032,600	0	1,032,600	0	780,300
All: 10	0	11,253,070	2,337,294	11,306,947	2,298,837	11,204,559	2,401,225	11,422,857	2,145,962

Totals	Count	2019 ORIG PRE	2019 ORIG Non-PRE	Final PRE	Final Non-PRE	W/O Winter PRE	W/O Winter Non-PRE	2020 ORIG PRE	2020 ORIG Non-PRE
Real	244	11,258,214	1,271,450	11,245,603	1,235,550	11,209,703	1,271,450	11,394,357	1,365,662
Personal	4	28,100	1,032,600	28,100	1,032,600	28,100	1,032,600	28,500	780,300

ARCHIVED







The Special Population for this Report is 'Ad Valorem Parcels'

<<<<< PRE/MBT Percentage Times Taxable >>>>>

Totals for School 73230: MERRILL

Totals for Unit: 08 BRANT TOWNSHIP

Property Class	Count	2019 ORIG PRE	2019 ORIG Non-PRE	Final PRE	Final Non-PRE	W/O Winter PRE	W/O Winter Non-PRE	2020 ORIG PRE	2020 ORIG Non-PRE
Agricultural	0	205,010	0	205,010	0	205,010	0	208,903	0
Residential	0	200,061	25,816	200,061	25,816	200,061	25,816	203,859	26,306
Util. Personal	0	0	6,094	0	6,094	0	6,094	0	5,900
All: 08	0	405,071	31,910	405,071	31,910	405,071	31,910	412,762	32,206

Totals for Unit: 15 FREMONT TOWNSHIP

Property Class	Count	2019 ORIG PRE	2019 ORIG Non-PRE	Final PRE	Final Non-PRE	W/O Winter PRE	W/O Winter Non-PRE	2020 ORIG PRE	2020 ORIG Non-PRE
Agricultural	0	2,414,069	66,864	2,547,797	0	2,414,069	133,728	2,509,139	0
Commercial	0	0	0	0	0	0	0	0	195,900
Residential	0	5,949,392	968,054	6,118,176	1,037,862	5,949,392	1,206,646	6,285,511	814,256
Com. Personal	0	100,000	0	100,000	0	100,000	0	40,000	0
Util. Personal	0	0	315,300	0	315,300	0	315,300	0	309,400
All: 15	0	8,463,461	1,350,218	8,765,973	1,353,162	8,463,461	1,655,674	8,834,650	1,319,556

Totals for Unit: 17 JONESFIELD TOWNSHIP

Property Class	Count	2019 ORIG PRE	2019 ORIG Non-PRE	Final PRE	Final Non-PRE	W/O Winter PRE	W/O Winter Non-PRE	2020 ORIG PRE	2020 ORIG Non-PRE
Agricultural	0	13,363,977	500,734	13,958,546	198,669	13,373,538	783,677	13,843,694	202,442
Commercial	0	0	1,088,573	0	1,088,573	0	1,088,573	0	1,169,611
Industrial	0	0	176,375	0	176,375	0	176,375	0	179,723
Residential	0	16,742,285	925,103	16,871,165	745,535	16,725,220	891,480	17,308,222	855,977
Com. Personal	0	127,700	0	127,700	0	127,700	0	276,600	0
Ind. Personal	0	3,600	0	3,600	0	3,600	0	0	0
Util. Personal	0	0	1,585,300	0	1,585,300	0	1,585,300	0	1,614,600
All: 17	0	30,237,562	4,276,085	30,961,011	3,794,452	30,230,058	4,525,405	31,428,516	4,022,353

Totals for Unit: 17V MERRILL VILLAGE

Property Class	Count	2019 ORIG PRE	2019 ORIG Non-PRE	Final PRE	Final Non-PRE	W/O Winter PRE	W/O Winter Non-PRE	2020 ORIG PRE	2020 ORIG Non-PRE
Agricultural	0	28,388	42,279	112,946	0	28,388	84,558	72,008	0
Commercial	0	0	1,608,768	0	1,608,768	0	1,608,768	0	1,655,540
Industrial	0	0	2,373,500	0	2,373,500	0	2,373,500	0	2,791,911
Residential	0	7,854,662	1,322,784	7,848,109	1,313,382	7,848,109	1,313,382	7,845,979	1,533,695
Com. Personal	0	3,400	0	3,400	0	3,400	0	700	0
Ind. Personal	0	1,341,800	0	1,341,800	0	1,341,800	0	1,118,200	0
Util. Personal	0	0	515,600	0	515,600	0	515,600	0	498,800
All: 17V	0	9,228,250	5,862,931	9,306,255	5,811,250	9,221,697	5,895,808	9,036,887	6,479,946

Totals for Unit: 19 LAKEFIELD TOWNSHIP

Property Class	Count	2019 ORIG PRE	2019 ORIG Non-PRE	Final PRE	Final Non-PRE	W/O Winter PRE	W/O Winter Non-PRE	2020 ORIG PRE	2020 ORIG Non-PRE
Agricultural	0	10,465,511	491,455	11,083,019	203,480	10,465,511	820,988	11,004,758	219,125
Commercial	0	0	406,507	0	406,507	0	406,507	0	414,228
Residential	0	16,921,316	1,677,141	17,341,930	1,493,206	16,816,464	2,018,672	17,519,519	1,600,132
Com. Personal	0	64,300	0	64,300	0	64,300	0	51,700	0
Util. Personal	0	0	1,241,500	0	1,256,974	0	1,256,974	0	1,247,121
All: 19	0	27,451,127	3,816,603	28,489,249	3,360,167	27,346,275	4,503,141	28,575,977	3,480,606

Totals for Unit: 21 MARION TOWNSHIP

Property Class	Count	2019 ORIG PRE	2019 ORIG Non-PRE	Final PRE	Final Non-PRE	W/O Winter PRE	W/O Winter Non-PRE	2020 ORIG PRE	2020 ORIG Non-PRE
Agricultural	0	4,620,504	488,363	5,060,994	275,577	4,620,504	716,066	5,161,291	255,380
Commercial	0	0	298,152	0	298,152	0	298,152	0	300,043
Residential	0	8,497,209	1,446,259	8,571,058	1,327,423	8,368,986	1,529,495	8,649,668	1,499,293
Com. Personal	0	600	0	600	0	600	0	600	0
Util. Personal	0	0	450,800	0	450,800	0	450,800	0	438,900

The Special Population for this Report is 'Ad Valorem Parcels'

<<<< PRE/MBT Percentage Times Taxable >>>>

All: 21		0	13,118,313	2,683,574	13,632,652	2,351,952	12,990,090	2,994,513	13,811,559	2,493,616
Totals	Count	2019 ORIG PRE	2019 ORIG Non-PRE	Final PRE	Final Non-PRE	W/O Winter PRE	W/O Winter Non-PRE	2020 ORIG PRE	2020 ORIG Non-PRE	
Real	1,941	88,641,191	12,527,920	88,540,004	12,316,285	88,394,059	12,462,230	90,612,551	13,713,562	
Personal	67	1,641,400	4,114,594	1,641,400	4,130,068	1,641,400	4,130,068	1,487,800	4,114,721	
Exempt	3	0	0	0	0	0	0	0	0	

ARCHIVED

The Special Population for this Report is 'Ad Valorem Parcels'

<<<<< PRE/MBT Percentage Times Taxable >>>>>

Totals for School 73240: ST CHARLES

Totals for Unit: 08 BRANT TOWNSHIP

Property Class	Count	2019 ORIG PRE	2019 ORIG Non-PRE	Final PRE	Final Non-PRE	W/O Winter PRE	W/O Winter Non-PRE	2020 ORIG PRE	2020 ORIG Non-PRE
Agricultural	0	6,747,510	307,234	6,851,634	298,875	6,747,510	402,999	7,106,793	215,483
Commercial	0	0	217,649	0	217,649	0	217,649	0	220,602
Industrial	0	0	234,515	0	234,515	0	234,515	0	238,967
Residential	0	22,128,687	2,475,983	22,120,859	2,379,912	22,050,920	2,449,851	22,838,599	2,698,197
Com. Personal	0	62,400	0	62,400	0	62,400	0	50,500	0
Util. Personal	0	0	1,447,200	0	1,447,200	0	1,447,200	0	1,466,700
All: 08	0	28,938,597	4,682,581	29,034,893	4,578,151	28,860,830	4,752,214	29,995,892	4,839,949

Totals for Unit: 08V ST CHARLES VILLAGE 08V

Property Class	Count	2019 ORIG PRE	2019 ORIG Non-PRE	Final PRE	Final Non-PRE	W/O Winter PRE	W/O Winter Non-PRE	2020 ORIG PRE	2020 ORIG Non-PRE
Residential	0	474,119	89,449	429,047	89,449	429,047	89,449	482,208	91,093
All: 08V	0	474,119	89,449	429,047	89,449	429,047	89,449	482,208	91,093

Totals for Unit: 15 FREMONT TOWNSHIP

Property Class	Count	2019 ORIG PRE	2019 ORIG Non-PRE	Final PRE	Final Non-PRE	W/O Winter PRE	W/O Winter Non-PRE	2020 ORIG PRE	2020 ORIG Non-PRE
Agricultural	0	4,538,070	91,606	4,634,667	17,779	4,487,013	165,433	4,623,428	18,117
Industrial	0	0	34,322	0	34,322	0	34,322	0	34,972
Residential	0	14,462,902	1,370,669	14,433,791	1,407,270	14,433,791	1,407,270	14,526,417	1,829,777
Util. Personal	0	0	528,800	0	528,800	0	528,800	0	555,700
All: 15	0	19,000,972	2,025,397	19,068,458	1,988,171	18,920,804	2,135,825	19,149,845	2,438,566

Totals for Unit: 21 MARION TOWNSHIP

Property Class	Count	2019 ORIG PRE	2019 ORIG Non-PRE	Final PRE	Final Non-PRE	W/O Winter PRE	W/O Winter Non-PRE	2020 ORIG PRE	2020 ORIG Non-PRE
Agricultural	0	243,359	20,264	243,359	20,264	243,359	20,264	247,981	20,649
Residential	0	353,348	0	353,348	0	353,348	0	360,055	0
Util. Personal	0	0	11,400	0	11,400	0	11,400	0	10,900
All: 21	0	596,707	31,664	596,707	31,664	596,707	31,664	608,036	31,549

Totals for Unit: 24 ST CHARLES TOWNSHIP

Property Class	Count	2019 ORIG PRE	2019 ORIG Non-PRE	Final PRE	Final Non-PRE	W/O Winter PRE	W/O Winter Non-PRE	2020 ORIG PRE	2020 ORIG Non-PRE
Agricultural	0	8,197,906	144,737	8,276,559	0	7,987,085	289,474	8,298,210	0
Commercial	0	0	784,594	0	784,594	0	784,594	0	795,545
Industrial	0	6,253	78,191	6,253	78,191	6,253	78,191	6,371	79,675
Residential	0	13,726,026	1,297,563	13,813,331	1,185,433	13,701,585	1,297,179	14,477,076	1,301,741
Com. Personal	0	109,600	0	109,600	0	109,600	0	131,700	0
Util. Personal	0	0	1,401,300	0	1,401,300	0	1,401,300	0	1,552,800
All: 24	0	22,039,785	3,706,385	22,205,743	3,449,518	21,804,523	3,850,738	22,913,357	3,729,761

Totals for Unit: 24V ST CHARLES VILLAGE 24V

Property Class	Count	2019 ORIG PRE	2019 ORIG Non-PRE	Final PRE	Final Non-PRE	W/O Winter PRE	W/O Winter Non-PRE	2020 ORIG PRE	2020 ORIG Non-PRE
Agricultural	0	141,309	0	141,309	0	141,309	0	143,987	0
Commercial	0	182,314	6,428,037	182,314	6,651,940	182,314	6,651,940	142,997	6,699,313
Industrial	0	0	153,393	0	153,393	0	153,393	0	156,306
Residential	0	20,886,288	4,438,172	21,316,495	4,155,995	20,879,120	4,593,370	21,354,669	4,554,613
Com. Personal	0	482,500	0	482,500	0	482,500	0	423,800	0
Util. Personal	0	0	1,086,400	0	1,086,400	0	1,086,400	0	1,250,300
All: 24V	0	21,692,411	12,106,002	22,122,618	12,047,728	21,685,243	12,485,103	22,065,453	12,660,532

Totals for Unit: 26 SWAN CREEK TOWNSHIP

Property Class	Count	2019 ORIG PRE	2019 ORIG Non-PRE	Final PRE	Final Non-PRE	W/O Winter PRE	W/O Winter Non-PRE	2020 ORIG PRE	2020 ORIG Non-PRE
Agricultural	0	2,084,639	0	2,084,639	0	2,084,639	0	2,174,726	0

The Special Population for this Report is 'Ad Valorem Parcels'

<<<<< PRE/MBT Percentage Times Taxable >>>>>

Commercial	0	0	1,779,193	0	2,266,792	0	2,266,792	0	1,833,955
Industrial	0	7,323	2,055,280	7,323	2,055,280	7,323	2,055,280	7,462	2,021,031
Residential	0	54,990,828	5,285,786	56,080,259	4,788,259	55,020,703	5,847,815	56,621,162	5,206,084
Com. Personal	0	230,200	0	230,200	0	230,200	0	276,100	0
Ind. Personal	0	648,900	0	648,900	0	648,900	0	1,376,700	0
Util. Personal	0	0	1,645,100	0	1,645,100	0	1,645,100	0	1,830,700
All: 26	0	57,961,890	10,765,359	59,051,321	10,755,431	57,991,765	11,814,987	60,456,150	10,891,770

Totals for Unit: 26V ST CHARLES VILLAGE 26V

Property Class	Count	2019 ORIG PRE	2019 ORIG Non-PRE	Final PRE	Final Non-PRE	W/O Winter PRE	W/O Winter Non-PRE	2020 ORIG PRE	2020 ORIG Non-PRE
Commercial	0	62,973	601,735	62,973	601,735	62,973	601,735	64,170	609,192
Industrial	0	0	718,954	0	718,954	0	718,954	0	732,195
Residential	0	3,262,042	79,508	3,216,366	79,508	3,216,366	79,508	3,416,047	39,136
Com. Personal	0	78,000	0	78,000	0	78,000	0	95,000	0
Ind. Personal	0	80,600	0	80,600	0	80,600	0	136,600	0
Util. Personal	0	0	73,200	0	73,200	0	73,200	0	163,100
All: 26V	0	3,483,615	1,473,397	3,437,939	1,473,397	3,437,939	1,473,397	3,711,817	1,543,623

Totals	Count	2019 ORIG PRE	2019 ORIG Non-PRE	Final PRE	Final Non-PRE	W/O Winter PRE	W/O Winter Non-PRE	2020 ORIG PRE	2020 ORIG Non-PRE
Real	2,863	153,200,906	27,981,824	153,549,516	27,096,679	152,739,668	27,906,527	156,892,358	29,396,643
Personal	180	1,692,200	6,193,400	1,692,200	6,193,400	1,692,200	6,193,400	2,490,400	6,830,200
Exempt	3	0	0	0	0	0	0	0	0

ARCHIVED



The Special Population for this Report is 'Ad Valorem Parcels'

<<<<< PRE/MBT Percentage Times Taxable >>>>>

Totals for School 78070: NEW LOTHROP

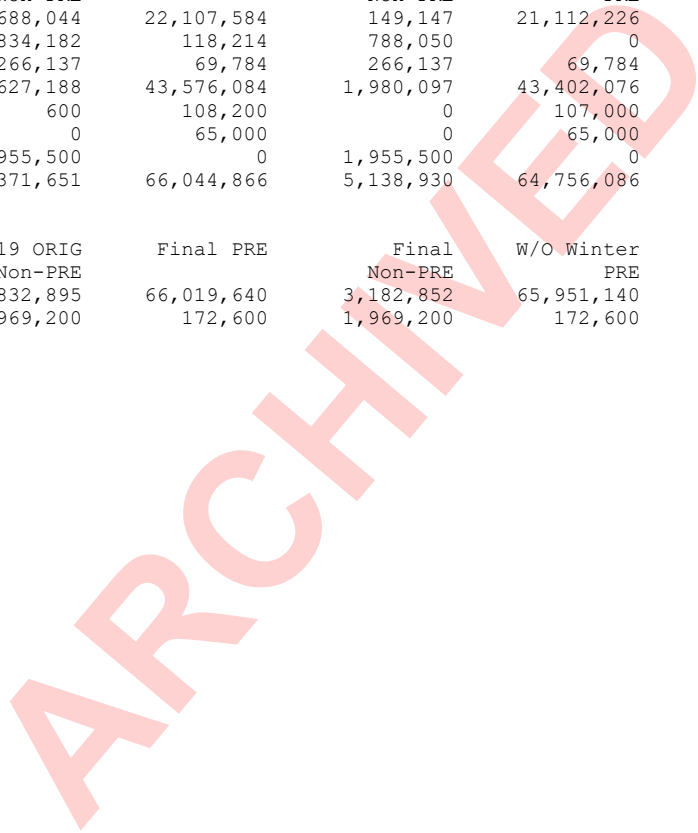
Totals for Unit: 13 CHESANING TOWNSHIP

Property Class	Count	2019 ORIG PRE	2019 ORIG Non-PRE	Final PRE	Final Non-PRE	W/O Winter PRE	W/O Winter Non-PRE	2020 ORIG PRE	2020 ORIG Non-PRE
Agricultural	0	315,570	0	315,570	0	315,570	0	321,563	0
Residential	0	441,944	31,415	441,944	31,415	441,944	31,415	402,307	86,211
Util. Personal	0	0	13,700	0	13,700	0	13,700	0	13,000
All: 13	0	757,514	45,115	757,514	45,115	757,514	45,115	723,870	99,211

Totals for Unit: 20 MAPLE GROVE TOWNSHIP

Property Class	Count	2019 ORIG PRE	2019 ORIG Non-PRE	Final PRE	Final Non-PRE	W/O Winter PRE	W/O Winter Non-PRE	2020 ORIG PRE	2020 ORIG Non-PRE
Agricultural	0	21,124,605	688,044	22,107,584	149,147	21,112,226	1,144,504	21,859,567	150,572
Commercial	0	0	834,182	118,214	788,050	0	906,264	0	767,052
Industrial	0	69,784	266,137	69,784	266,137	69,784	266,137	71,109	271,190
Residential	0	42,956,724	2,627,188	43,576,084	1,980,097	43,402,076	2,154,105	44,938,303	2,355,374
Com. Personal	0	107,000	600	108,200	0	107,000	1,200	128,400	0
Ind. Personal	0	65,000	0	65,000	0	65,000	0	75,000	0
Util. Personal	0	0	1,955,500	0	1,955,500	0	1,955,500	0	2,715,700
All: 20	0	64,323,113	6,371,651	66,044,866	5,138,930	64,756,086	6,427,710	67,072,379	6,259,888

Totals	Count	2019 ORIG PRE	2019 ORIG Non-PRE	Final PRE	Final Non-PRE	W/O Winter PRE	W/O Winter Non-PRE	2020 ORIG PRE	2020 ORIG Non-PRE
Real	1,106	65,522,698	3,832,895	66,019,640	3,182,852	65,951,140	3,251,352	67,592,849	3,630,399
Personal	29	172,600	1,969,200	172,600	1,969,200	172,600	1,969,200	203,400	2,728,700



The Special Population for this Report is 'Ad Valorem Parcels'

<<<<< PRE/MBT Percentage Times Taxable >>>>>

Totals for School 79110: REESE

Totals for Unit: 06 BLUMFIELD TOWNSHIP

Property Class	Count	2019 ORIG PRE	2019 ORIG Non-PRE	Final PRE	Final Non-PRE	W/O Winter PRE	W/O Winter Non-PRE	2020 ORIG PRE	2020 ORIG Non-PRE
Agricultural	0	17,320,735	725,545	18,520,898	112,719	17,404,416	1,229,200	18,079,332	256,514
Commercial	0	130,112	4,741,366	130,112	4,741,366	130,112	4,741,366	142,760	5,133,446
Industrial	0	374,834	745,274	374,834	745,274	374,834	745,274	381,950	747,176
Residential	0	23,171,093	2,549,325	23,499,559	2,283,135	23,182,319	2,600,375	24,087,255	2,761,480
Com. Personal	0	2,255,000	0	2,255,000	0	2,255,000	0	2,299,500	0
Ind. Personal	0	5,023,400	0	5,023,400	0	5,023,400	0	4,752,600	0
Util. Personal	0	0	7,946,830	0	7,946,830	0	7,946,830	0	8,280,409
All: 06	0	48,275,174	16,708,340	49,803,803	15,829,324	48,370,081	17,263,045	49,743,397	17,179,025

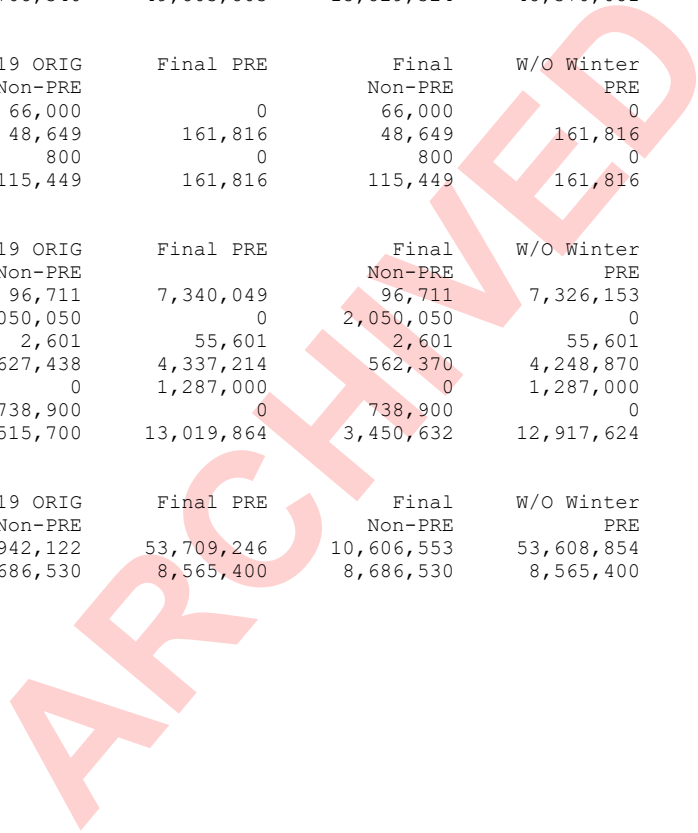
Totals for Unit: 06V REESE VILLAGE

Property Class	Count	2019 ORIG PRE	2019 ORIG Non-PRE	Final PRE	Final Non-PRE	W/O Winter PRE	W/O Winter Non-PRE	2020 ORIG PRE	2020 ORIG Non-PRE
Commercial	0	0	66,000	0	66,000	0	66,000	0	64,700
Residential	0	161,816	48,649	161,816	48,649	161,816	48,649	231,188	49,573
Util. Personal	0	0	800	0	800	0	800	0	800
All: 06V	0	161,816	115,449	161,816	115,449	161,816	115,449	231,188	115,073

Totals for Unit: 10 BUENA VISTA TOWNSHIP

Property Class	Count	2019 ORIG PRE	2019 ORIG Non-PRE	Final PRE	Final Non-PRE	W/O Winter PRE	W/O Winter Non-PRE	2020 ORIG PRE	2020 ORIG Non-PRE
Agricultural	0	7,326,153	96,711	7,340,049	96,711	7,326,153	110,607	7,476,510	84,388
Commercial	0	0	2,050,050	0	2,050,050	0	2,050,050	0	2,045,316
Industrial	0	55,601	2,601	55,601	2,601	55,601	2,601	56,655	2,650
Residential	0	4,240,870	627,438	4,337,214	562,370	4,248,870	650,714	4,422,829	595,904
Com. Personal	0	1,287,000	0	1,287,000	0	1,287,000	0	1,871,400	0
Util. Personal	0	0	738,900	0	738,900	0	738,900	0	810,800
All: 10	0	12,909,624	3,515,700	13,019,864	3,450,632	12,917,624	3,552,872	13,827,394	3,539,058

Totals	Count	2019 ORIG PRE	2019 ORIG Non-PRE	Final PRE	Final Non-PRE	W/O Winter PRE	W/O Winter Non-PRE	2020 ORIG PRE	2020 ORIG Non-PRE
Real	886	53,492,051	10,942,122	53,709,246	10,606,553	53,608,854	10,706,945	54,878,479	11,741,147
Personal	82	8,565,400	8,686,530	8,565,400	8,686,530	8,565,400	8,686,530	8,923,500	9,092,009



The Special Population for this Report is 'Ad Valorem Parcels'

<<<< PRE/MBT Percentage Times Taxable >>>>

Totals For All Schools:

Totals	Count	2019 ORIG PRE	2019 ORIG Non-PRE	Final PRE	Final Non-PRE	W/O Winter PRE	W/O Winter Non-PRE	2020 ORIG PRE	2020 ORIG Non-PRE
Real	62,522	3,233,585,073	1,448,428,261	3,237,172,271	1,423,396,470	3,227,126,722	1,433,442,019	3,319,375,666	1,499,077,398
Personal	6,751	214,820,030	293,030,982	214,773,630	300,844,656	214,773,630	300,844,656	201,995,400	307,507,109
Exempt	129	0	0	0	0	0	0	0	0

ARCHIVED