

The Special Population for this Report is 'Ad Valorem+Special Acts'

<<<< PRE/MBT Percentage Times Taxable >>>>

Totals for School 19120: OVID-ELSIE

Totals for Unit: 12 CHAPIN TOWNSHIP

Property Class	Count	2019 ORIG PRE	2019 ORIG Non-PRE	Final PRE	Final Non-PRE	W/O Winter PRE	W/O Winter Non-PRE	2020 ORIG PRE	2020 ORIG Non-PRE
Agricultural	0	4,767,380	236,071	5,028,164	105,679	4,767,380	366,463	4,884,922	107,685
Commercial	0	0	10,294	0	10,294	0	10,294	0	10,489
Residential	0	3,330,728	515,774	3,405,433	421,760	3,281,645	545,548	3,575,723	434,801
Util. Personal	0	0	232,000	0	232,000	0	232,000	0	232,200
All: 12	0	8,098,108	994,139	8,433,597	769,733	8,049,025	1,154,305	8,460,645	785,175
Totals	Count	2019 ORIG PRE	2019 ORIG Non-PRE	Final PRE	Final Non-PRE	W/O Winter PRE	W/O Winter Non-PRE	2020 ORIG PRE	2020 ORIG Non-PRE
Real	216	8,290,394	569,853	8,241,311	537,733	8,241,311	537,733	8,460,645	552,975
Personal	1	0	232,000	0	232,000	0	232,000	0	232,200

ARCHIVED

The Special Population for this Report is 'Ad Valorem+Special Acts'

<<<< PRE/MBT Percentage Times Taxable >>>>

Totals for School 25150: CLIO

Totals for Unit: 05 BIRCH RUN TOWNSHIP

Property Class	Count	2019 ORIG PRE	2019 ORIG Non-PRE	Final PRE	Final Non-PRE	W/O Winter PRE	W/O Winter Non-PRE	2020 ORIG PRE	2020 ORIG Non-PRE
Agricultural	0	303,888	0	303,888	0	303,888	0	309,659	0
Industrial	0	0	6,578	0	6,578	0	6,578	0	6,702
Residential	0	128,243	3,374	77,167	3,374	77,167	3,374	130,678	3,438
Util. Personal	0	0	1,311,520	0	1,311,520	0	1,311,520	0	1,241,356
All: 05	0	432,131	1,321,472	381,055	1,321,472	381,055	1,321,472	440,337	1,251,496
Totals	Count	2019 ORIG PRE	2019 ORIG Non-PRE	Final PRE	Final Non-PRE	W/O Winter PRE	W/O Winter Non-PRE	2020 ORIG PRE	2020 ORIG Non-PRE
Real	8	432,131	9,952	381,055	9,952	381,055	9,952	440,337	10,140
Personal	0	0	1,311,520	0	1,311,520	0	1,311,520	0	1,241,356

ARCHIVED

The Special Population for this Report is 'Ad Valorem+Special Acts'

<<<< PRE/MBT Percentage Times Taxable >>>>

Totals for School 25260: MONTROSE

Totals for Unit: 20 MAPLE GROVE TOWNSHIP

Property Class	Count	2019 ORIG PRE	2019 ORIG Non-PRE	Final PRE	Final Non-PRE	W/O Winter PRE	W/O Winter Non-PRE	2020 ORIG PRE	2020 ORIG Non-PRE
Agricultural	0	703,980	0	703,980	0	703,980	0	709,594	0
Industrial	0	22,477	6,126	22,477	6,126	22,477	6,126	22,903	6,242
Residential	0	2,133,437	42,246	2,133,437	42,246	2,133,437	42,246	2,237,870	43,048
Util. Personal	0	0	118,100	0	118,100	0	118,100	0	116,000
All: 20	0	2,859,894	166,472	2,859,894	166,472	2,859,894	166,472	2,970,367	165,290
Totals	Count	2019 ORIG PRE	2019 ORIG Non-PRE	Final PRE	Final Non-PRE	W/O Winter PRE	W/O Winter Non-PRE	2020 ORIG PRE	2020 ORIG Non-PRE
Real	54	2,859,894	48,372	2,859,894	48,372	2,859,894	48,372	2,970,367	49,290
Personal	0	0	118,100	0	118,100	0	118,100	0	116,000

ARCHIVED

The Special Population for this Report is 'Ad Valorem+Special Acts'

<<<<< PRE/MBT Percentage Times Taxable >>>>>

Totals for School 29020: ASHLEY

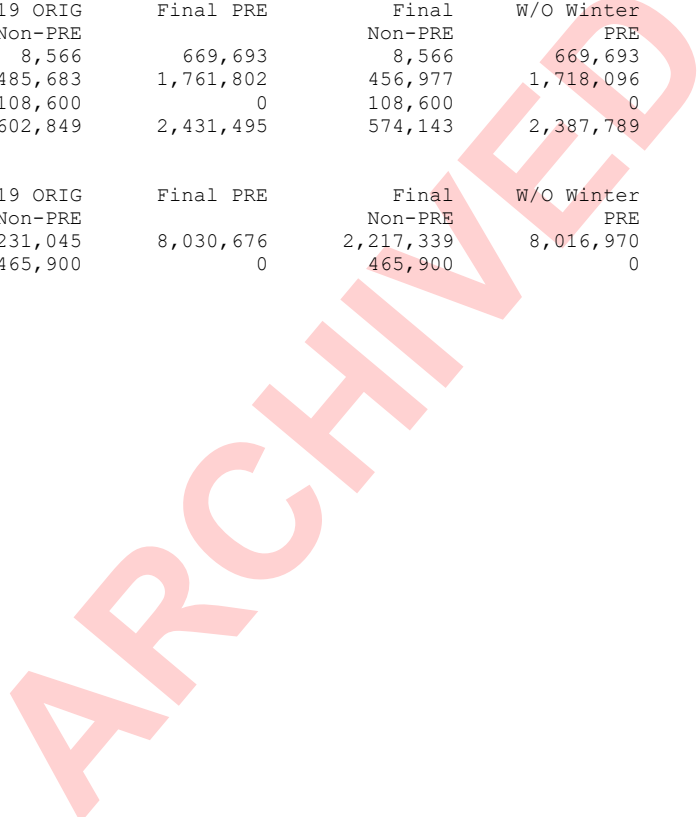
Totals for Unit: 12 CHAPIN TOWNSHIP

Property Class	Count	2019 ORIG PRE	2019 ORIG Non-PRE	Final PRE	Final Non-PRE	W/O Winter PRE	W/O Winter Non-PRE	2020 ORIG PRE	2020 ORIG Non-PRE
Agricultural	0	2,576,092	272,497	2,748,408	196,971	2,576,092	369,287	2,660,272	126,065
Commercial	0	0	93,344	0	130,787	0	130,787	0	56,961
Industrial	0	45,418	10,414	45,418	10,414	45,418	10,414	46,279	10,611
Residential	0	2,879,211	1,514,997	2,933,815	1,487,695	2,879,211	1,542,299	2,944,003	1,823,046
Util. Personal	0	0	357,300	0	357,300	0	357,300	0	343,600
All: 12	0	5,500,721	2,248,552	5,727,641	2,183,167	5,500,721	2,410,087	5,650,554	2,360,283

Totals for Unit: 21 MARION TOWNSHIP

Property Class	Count	2019 ORIG PRE	2019 ORIG Non-PRE	Final PRE	Final Non-PRE	W/O Winter PRE	W/O Winter Non-PRE	2020 ORIG PRE	2020 ORIG Non-PRE
Agricultural	0	669,693	8,566	669,693	8,566	669,693	8,566	682,408	8,729
Residential	0	1,718,096	485,683	1,761,802	456,977	1,718,096	500,683	1,782,167	464,316
Util. Personal	0	0	108,600	0	108,600	0	108,600	0	118,000
All: 21	0	2,387,789	602,849	2,431,495	574,143	2,387,789	617,849	2,464,575	591,045

Totals	Count	2019 ORIG PRE	2019 ORIG Non-PRE	Final PRE	Final Non-PRE	W/O Winter PRE	W/O Winter Non-PRE	2020 ORIG PRE	2020 ORIG Non-PRE
Real	259	8,042,966	2,231,045	8,030,676	2,217,339	8,016,970	2,231,045	8,115,129	2,489,728
Personal	11	0	465,900	0	465,900	0	465,900	0	461,600



The Special Population for this Report is 'Ad Valorem+Special Acts'

<<<<< PRE/MBT Percentage Times Taxable >>>>>

Totals for School 29040: BRECKENRIDGE

Totals for Unit: 17 JONESFIELD TOWNSHIP

Property Class	Count	2019 ORIG PRE	2019 ORIG Non-PRE	Final PRE	Final Non-PRE	W/O Winter PRE	W/O Winter Non-PRE	2020 ORIG PRE	2020 ORIG Non-PRE
Agricultural	0	550,938	0	550,938	0	550,938	0	561,403	0
Residential	0	90,481	28,800	119,281	0	90,481	28,800	122,900	0
Util. Personal	0	0	5,400	0	5,400	0	5,400	0	5,100
All: 17	0	641,419	34,200	670,219	5,400	641,419	34,200	684,303	5,100
Totals	Count	2019 ORIG PRE	2019 ORIG Non-PRE	Final PRE	Final Non-PRE	W/O Winter PRE	W/O Winter Non-PRE	2020 ORIG PRE	2020 ORIG Non-PRE
Real	9	641,419	28,800	670,219	0	641,419	28,800	684,303	0
Personal	0	0	5,400	0	5,400	0	5,400	0	5,100

ARCHIVED

The Special Population for this Report is 'Ad Valorem+Special Acts'

<<<<< PRE/MBT Percentage Times Taxable >>>>>

Totals for School 73012: SAGINAW CITY/ BUENA VISTA

Totals for Unit: 10 BUENA VISTA TOWNSHIP

Property Class	Count	2019 ORIG PRE	2019 ORIG Non-PRE	Final PRE	Final Non-PRE	W/O Winter PRE	W/O Winter Non-PRE	2020 ORIG PRE	2020 ORIG Non-PRE
Agricultural	0	4,841,554	99,055	4,841,554	99,055	4,841,554	99,055	4,935,918	97,675
Commercial	0	43,181	33,800,630	43,181	34,729,275	43,181	34,729,275	44,001	35,261,344
Industrial	0	176,569	38,562,015	176,569	38,608,672	176,569	38,608,672	179,914	39,061,420
Residential	0	14,564,273	7,499,326	14,492,678	7,620,774	14,403,316	7,710,136	14,479,430	7,640,898
Com. Personal	0	13,183,800	38,300	13,260,400	0	13,183,800	76,600	10,980,600	0
Ind. Personal	0	4,853,100	49,300	4,971,800	0	4,873,200	98,600	3,774,600	0
Util. Personal	0	0	5,106,000	0	5,106,000	0	5,106,000	0	5,633,700
All: 10	0	37,662,477	85,154,626	37,786,182	86,163,776	37,521,620	86,428,338	34,394,463	87,695,037

Totals	Count	2019 ORIG PRE	2019 ORIG Non-PRE	Final PRE	Final Non-PRE	W/O Winter PRE	W/O Winter Non-PRE	2020 ORIG PRE	2020 ORIG Non-PRE
Real	945	19,674,708	79,911,895	19,504,851	79,967,249	19,504,851	79,967,249	19,639,263	82,061,337
Personal	265	18,124,500	5,106,000	18,144,600	5,106,000	18,144,600	5,106,000	14,755,200	5,633,700
Exempt	3	0	0	0	0	0	0	0	0

ARCHIVED

The Special Population for this Report is 'Ad Valorem+Special Acts'

<<<< PRE/MBT Percentage Times Taxable >>>>

Totals for School 73030: CARROLLTON

Totals for Unit: 11 CARROLLTON TOWNSHIP

Property Class	Count	2019 ORIG PRE	2019 ORIG Non-PRE	Final PRE	Final Non-PRE	W/O Winter PRE	W/O Winter Non-PRE	2020 ORIG PRE	2020 ORIG Non-PRE
Commercial	0	60,426	9,694,556	125,450	9,847,889	60,426	9,912,913	61,093	10,052,300
Industrial	0	0	3,514,203	0	3,514,203	0	3,514,203	0	3,616,585
Residential	0	45,783,977	11,366,162	46,127,753	10,893,978	45,663,955	11,357,776	46,618,199	11,760,124
Com. Personal	0	5,426,900	0	5,426,900	0	5,426,900	0	5,620,000	0
Ind. Personal	0	895,100	0	1,047,200	0	1,047,200	0	1,085,600	0
Util. Personal	0	0	2,920,500	0	2,920,500	0	2,920,500	0	2,842,000
All: 11	0	52,166,403	27,495,421	52,727,303	27,198,194	52,198,481	27,727,016	53,384,892	28,271,009
Totals	Count	2019 ORIG PRE	2019 ORIG Non-PRE	Final PRE	Final Non-PRE	W/O Winter PRE	W/O Winter Non-PRE	2020 ORIG PRE	2020 ORIG Non-PRE
Real	1,780	45,892,358	24,526,966	46,205,248	24,124,887	45,772,336	24,557,799	46,679,292	25,429,009
Personal	158	6,322,000	2,920,500	6,474,100	2,920,500	6,474,100	2,920,500	6,705,600	2,842,000
Exempt	2	0	0	0	21,624	0	21,624	0	0

ARCHIVED

The Special Population for this Report is 'Ad Valorem+Special Acts'

<<<<< PRE/MBT Percentage Times Taxable >>>>>

Totals for School 73040: SAGINAW TOWNSHIP

Totals for Unit: 23 SAGINAW CHARTER TOWNSHIP

Property Class	Count	2019 ORIG PRE	2019 ORIG Non-PRE	Final PRE	Final Non-PRE	W/O Winter PRE	W/O Winter Non-PRE	2020 ORIG PRE	2020 ORIG Non-PRE
Agricultural	0	3,824,264	123,949	3,824,264	123,949	3,824,264	123,949	3,752,138	122,699
Commercial	0	5,547,421	339,779,160	5,544,461	338,281,486	5,454,405	338,371,542	5,553,131	343,577,695
Industrial	0	0	8,657,850	0	8,741,650	0	8,741,650	0	8,837,901
Residential	0	782,280,230	78,888,621	780,745,872	80,589,334	780,303,320	81,031,886	804,537,124	78,955,219
Com. Personal	0	45,763,100	1,235,100	48,068,500	0	45,782,500	2,286,000	45,730,500	0
Ind. Personal	0	1,098,100	1,059,800	1,228,700	0	1,098,100	130,600	2,415,200	0
Util. Personal	0	0	23,172,300	0	23,172,300	0	23,172,300	0	24,861,200
All: 23	0	838,513,115	452,916,780	839,411,797	450,908,719	836,462,589	453,857,927	861,988,093	456,354,714

Totals	Count	2019 ORIG PRE	2019 ORIG Non-PRE	Final PRE	Final Non-PRE	W/O Winter PRE	W/O Winter Non-PRE	2020 ORIG PRE	2020 ORIG Non-PRE
Real	11,770	791,924,672	427,176,823	789,848,293	421,469,995	789,848,293	421,469,995	813,842,393	431,493,514
Personal	1,751	49,156,100	23,172,300	48,088,900	23,172,300	48,088,900	23,172,300	48,145,700	24,861,200
Exempt	44	0	0	0	61,145	0	61,145	0	0

ARCHIVED

The Special Population for this Report is 'Ad Valorem+Special Acts'

<<<<< PRE/MBT Percentage Times Taxable >>>>>

Totals for School 73110: CHESANING

Totals for Unit: 04 ALBEE TOWNSHIP

Property Class	Count	2019 ORIG PRE	2019 ORIG Non-PRE	Final PRE	Final Non-PRE	W/O Winter PRE	W/O Winter Non-PRE	2020 ORIG PRE	2020 ORIG Non-PRE
Agricultural	0	18,838,424	481,642	19,452,558	174,575	18,838,424	788,709	19,562,283	180,093
Commercial	0	0	1,562,149	0	1,555,417	0	1,555,417	0	1,768,908
Industrial	0	108,036	182,529	108,036	182,529	108,036	182,529	110,087	185,995
Residential	0	35,409,681	5,052,527	35,648,743	4,888,513	35,176,478	5,360,778	37,407,890	5,050,922
Com. Personal	0	224,000	2,500	229,000	0	224,000	5,000	262,900	0
Util. Personal	0	0	2,369,900	0	2,369,900	0	2,369,900	0	2,696,900
All: 04	0	54,580,141	9,651,247	55,438,337	9,170,934	54,346,938	10,262,333	57,343,160	9,882,818

Totals for Unit: 07 BRADY TOWNSHIP

Property Class	Count	2019 ORIG PRE	2019 ORIG Non-PRE	Final PRE	Final Non-PRE	W/O Winter PRE	W/O Winter Non-PRE	2020 ORIG PRE	2020 ORIG Non-PRE
Agricultural	0	18,066,530	854,629	19,259,780	258,004	18,066,530	1,451,254	18,824,668	366,200
Commercial	0	53,202	3,024,757	53,202	3,024,757	53,202	3,024,757	54,212	3,070,316
Industrial	0	300,488	241,700	300,488	241,700	300,488	241,700	306,192	239,600
Residential	0	22,385,963	3,280,604	22,762,736	3,040,260	22,385,963	3,417,033	23,461,661	3,058,640
Com. Personal	0	382,900	0	382,900	0	382,900	0	507,800	0
Ind. Personal	0	105,000	0	105,000	0	105,000	0	125,000	0
Util. Personal	0	0	1,626,700	0	1,626,700	0	1,626,700	0	1,683,800
All: 07	0	41,294,083	9,028,390	42,864,106	8,191,421	41,294,083	9,761,444	43,279,533	8,418,556

Totals for Unit: 07V OAKLEY VILLAGE

Property Class	Count	2019 ORIG PRE	2019 ORIG Non-PRE	Final PRE	Final Non-PRE	W/O Winter PRE	W/O Winter Non-PRE	2020 ORIG PRE	2020 ORIG Non-PRE
Agricultural	0	559,950	0	559,950	0	559,950	0	570,584	0
Commercial	0	0	1,903,482	0	1,953,862	0	1,953,862	0	1,898,716
Industrial	0	0	117,500	0	117,500	0	117,500	0	114,200
Residential	0	2,010,310	725,912	2,010,310	744,371	2,010,310	744,371	1,995,052	724,506
Com. Personal	0	34,500	0	34,500	0	34,500	0	2,500	0
Ind. Personal	0	58,100	0	58,100	0	58,100	0	48,000	0
Util. Personal	0	0	280,300	0	280,300	0	280,300	0	294,300
All: 07V	0	2,662,860	3,027,194	2,662,860	3,096,033	2,662,860	3,096,033	2,616,136	3,031,722

Totals for Unit: 08 BRANT TOWNSHIP

Property Class	Count	2019 ORIG PRE	2019 ORIG Non-PRE	Final PRE	Final Non-PRE	W/O Winter PRE	W/O Winter Non-PRE	2020 ORIG PRE	2020 ORIG Non-PRE
Agricultural	0	6,068,626	346,146	6,448,366	234,076	6,068,626	613,816	6,227,469	271,823
Commercial	0	0	52,050	0	52,050	0	52,050	0	52,871
Industrial	0	0	24,385	0	24,385	0	24,385	0	24,848
Residential	0	12,553,101	1,643,920	12,512,353	1,828,828	12,474,501	1,866,680	13,142,481	1,489,691
Com. Personal	0	48,800	0	48,800	0	48,800	0	40,500	0
Util. Personal	0	0	737,600	0	737,600	0	737,600	0	872,100
All: 08	0	18,670,527	2,804,101	19,009,519	2,876,939	18,591,927	3,294,531	19,410,450	2,711,333

Totals for Unit: 12 CHAPIN TOWNSHIP

Property Class	Count	2019 ORIG PRE	2019 ORIG Non-PRE	Final PRE	Final Non-PRE	W/O Winter PRE	W/O Winter Non-PRE	2020 ORIG PRE	2020 ORIG Non-PRE
Agricultural	0	3,092,527	49,172	3,154,561	18,155	3,092,527	80,189	3,180,602	18,500
Industrial	0	0	11,013	0	11,013	0	11,013	0	8,519
Residential	0	2,484,979	469,743	2,615,742	379,069	2,484,979	509,832	2,624,084	426,399
Util. Personal	0	0	447,700	0	447,700	0	447,700	0	442,100
All: 12	0	5,577,506	977,628	5,770,303	855,937	5,577,506	1,048,734	5,804,686	895,518

Totals for Unit: 13 CHESANING TOWNSHIP

Property Class	Count	2019 ORIG PRE	2019 ORIG Non-PRE	Final PRE	Final Non-PRE	W/O Winter PRE	W/O Winter Non-PRE	2020 ORIG PRE	2020 ORIG Non-PRE
Agricultural	0	17,516,864	185,126	17,751,045	34,709	17,450,211	335,543	17,894,865	35,368
Commercial	0	149,120	3,576,524	149,120	3,704,578	149,120	3,704,578	151,952	3,640,269

The Special Population for this Report is 'Ad Valorem+Special Acts'

<<<< PRE/MBT Percentage Times Taxable >>>>

Totals for School 73111: CHES/ASHLEY DEBT

Totals for Unit: 21 MARION TOWNSHIP

Property Class	Count	2019 ORIG PRE	2019 ORIG Non-PRE	Final PRE	Final Non-PRE	W/O Winter PRE	W/O Winter Non-PRE	2020 ORIG PRE	2020 ORIG Non-PRE
Residential	0	35,737	0	35,737	0	35,737	0	39,416	0
All: 21	0	35,737	0	35,737	0	35,737	0	39,416	0
Totals	Count	2019 ORIG PRE	2019 ORIG Non-PRE	Final PRE	Final Non-PRE	W/O Winter PRE	W/O Winter Non-PRE	2020 ORIG PRE	2020 ORIG Non-PRE
Real	1	35,737	0	35,737	0	35,737	0	39,416	0

ARCHIVED

The Special Population for this Report is 'Ad Valorem+Special Acts'

<<<<< PRE/MBT Percentage Times Taxable >>>>>

Totals for School 73180: BRIDGEPORT

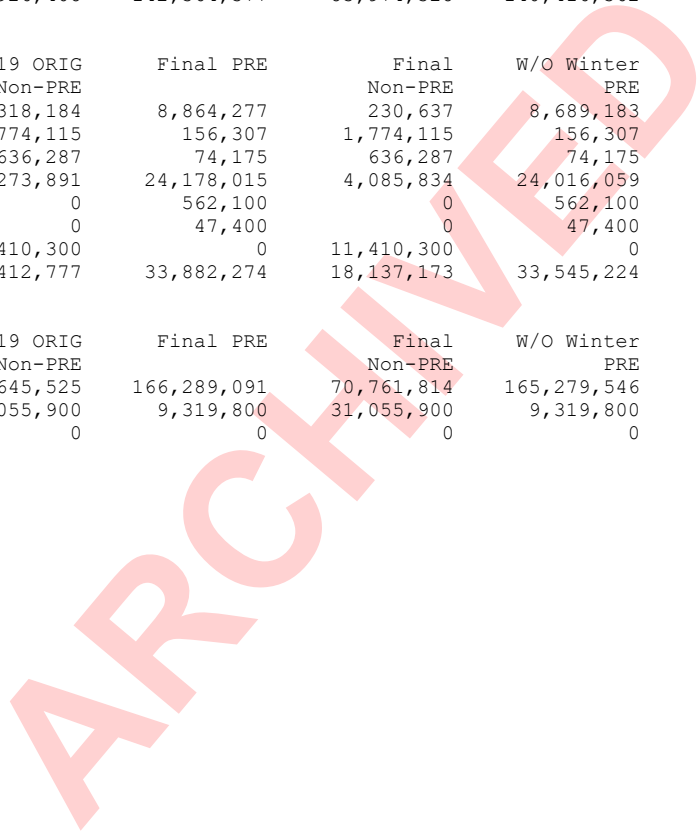
Totals for Unit: 09 BRIDGEPORT TOWNSHIP

Property Class	Count	2019 ORIG PRE	2019 ORIG Non-PRE	Final PRE	Final Non-PRE	W/O Winter PRE	W/O Winter Non-PRE	2020 ORIG PRE	2020 ORIG Non-PRE
Agricultural	0	10,841,180	436,623	11,030,268	342,079	10,841,180	531,167	10,998,896	340,868
Commercial	0	263,390	35,998,142	444,993	36,037,927	263,390	36,219,530	287,769	37,621,541
Industrial	0	5,695	9,233,121	5,695	9,233,121	5,695	9,233,121	5,800	9,368,969
Residential	0	121,576,299	19,612,922	122,173,121	18,715,601	120,595,797	20,292,925	123,434,101	20,741,276
Com. Personal	0	7,181,400	0	7,176,400	0	7,176,400	0	8,545,600	0
Ind. Personal	0	1,533,900	0	1,533,900	0	1,533,900	0	1,426,000	0
Util. Personal	0	0	19,645,600	0	19,645,600	0	19,645,600	0	21,153,200
All: 09	0	141,401,864	84,926,408	142,364,377	83,974,328	140,416,362	85,922,343	144,698,166	89,225,854

Totals for Unit: 25 SPAULDING TOWNSHIP

Property Class	Count	2019 ORIG PRE	2019 ORIG Non-PRE	Final PRE	Final Non-PRE	W/O Winter PRE	W/O Winter Non-PRE	2020 ORIG PRE	2020 ORIG Non-PRE
Agricultural	0	8,746,365	318,184	8,864,277	230,637	8,689,183	405,731	9,031,901	124,987
Commercial	0	156,307	1,774,115	156,307	1,774,115	156,307	1,774,115	157,456	1,809,497
Industrial	0	74,175	636,287	74,175	636,287	74,175	636,287	75,584	647,912
Residential	0	23,977,787	4,273,891	24,178,015	4,085,834	24,016,059	4,247,790	24,399,187	4,237,719
Com. Personal	0	562,300	0	562,100	0	562,100	0	663,300	0
Ind. Personal	0	47,400	0	47,400	0	47,400	0	44,300	0
Util. Personal	0	0	11,410,300	0	11,410,300	0	11,410,300	0	11,677,900
All: 25	0	33,564,334	18,412,777	33,882,274	18,137,173	33,545,224	18,474,223	34,371,728	18,498,015

Totals	Count	2019 ORIG PRE	2019 ORIG Non-PRE	Final PRE	Final Non-PRE	W/O Winter PRE	W/O Winter Non-PRE	2020 ORIG PRE	2020 ORIG Non-PRE
Real	4,606	166,278,958	71,645,525	166,289,091	70,761,814	165,279,546	71,771,359	168,390,694	74,892,769
Personal	348	9,325,000	31,055,900	9,319,800	31,055,900	9,319,800	31,055,900	10,679,200	32,831,100
Exempt	14	0	0	0	0	0	0	0	0



The Special Population for this Report is 'Ad Valorem+Special Acts'

<<<<< PRE/MBT Percentage Times Taxable >>>>>

Totals for School 73182: BRIDGEPORT/BUENA VISTA

Totals for Unit: 10 BUENA VISTA TOWNSHIP

Property Class	Count	2019 ORIG PRE	2019 ORIG Non-PRE	Final PRE	Final Non-PRE	W/O Winter PRE	W/O Winter Non-PRE	2020 ORIG PRE	2020 ORIG Non-PRE
Agricultural	0	1,196,910	101,691	1,350,106	25,093	1,196,910	178,289	1,355,205	25,569
Commercial	0	1,564,050	5,844,651	1,564,050	5,844,651	1,564,050	5,844,651	1,564,050	5,838,774
Industrial	0	17,239	169,326	17,239	169,326	17,239	169,326	17,566	237,520
Residential	0	11,143,463	5,949,483	11,011,712	5,997,555	10,930,775	6,078,492	10,843,397	6,408,881
Com. Personal	0	882,900	2,000	924,800	0	920,800	4,000	671,900	0
Util. Personal	0	0	1,842,100	0	1,842,100	0	1,842,100	0	2,055,100
All: 10	0	14,804,562	13,909,251	14,867,907	13,878,725	14,629,774	14,116,858	14,452,118	14,565,844

Totals	Count	2019 ORIG PRE	2019 ORIG Non-PRE	Final PRE	Final Non-PRE	W/O Winter PRE	W/O Winter Non-PRE	2020 ORIG PRE	2020 ORIG Non-PRE
Real	599	14,006,405	11,980,408	13,858,364	12,012,849	13,785,572	12,085,641	13,780,218	12,510,744
Personal	50	884,900	1,842,100	922,800	1,842,100	922,800	1,842,100	671,900	2,055,100

ARCHIVED

The Special Population for this Report is 'Ad Valorem+Special Acts'

<<<<< PRE/MBT Percentage Times Taxable >>>>>

Totals for School 73192: FRANKENMUTH/BUENA VISTA

Totals for Unit: 10 BUENA VISTA TOWNSHIP

Property Class	Count	2019 ORIG PRE	2019 ORIG Non-PRE	Final PRE	Final Non-PRE	W/O Winter PRE	W/O Winter Non-PRE	2020 ORIG PRE	2020 ORIG Non-PRE
Agricultural	0	5,047,263	82,469	5,113,751	79,912	5,047,263	146,400	5,174,031	18,890
Commercial	0	0	436,656	0	436,656	0	436,656	0	444,949
Industrial	0	1,058	0	1,058	0	1,058	0	1,078	0
Residential	0	6,176,649	785,569	6,200,609	749,669	6,164,709	785,569	6,219,248	901,823
Com. Personal	0	28,100	0	28,100	0	28,100	0	28,500	0
Util. Personal	0	0	1,032,600	0	1,032,600	0	1,032,600	0	780,300
All: 10	0	11,253,070	2,337,294	11,343,518	2,298,837	11,241,130	2,401,225	11,422,857	2,145,962

Totals	Count	2019 ORIG PRE	2019 ORIG Non-PRE	Final PRE	Final Non-PRE	W/O Winter PRE	W/O Winter Non-PRE	2020 ORIG PRE	2020 ORIG Non-PRE
Real	244	11,258,214	1,271,450	11,282,174	1,235,550	11,246,274	1,271,450	11,394,357	1,365,662
Personal	4	28,100	1,032,600	28,100	1,032,600	28,100	1,032,600	28,500	780,300

ARCHIVED

The Special Population for this Report is 'Ad Valorem+Special Acts'

<<<<< PRE/MBT Percentage Times Taxable >>>>>

Totals for School 73230: MERRILL

Totals for Unit: 08 BRANT TOWNSHIP

Property Class	Count	2019 ORIG PRE	2019 ORIG Non-PRE	Final PRE	Final Non-PRE	W/O Winter PRE	W/O Winter Non-PRE	2020 ORIG PRE	2020 ORIG Non-PRE
Agricultural	0	205,010	0	205,010	0	205,010	0	208,903	0
Residential	0	200,061	25,816	200,061	25,816	200,061	25,816	203,859	26,306
Util. Personal	0	0	6,094	0	6,094	0	6,094	0	5,900
All: 08	0	405,071	31,910	405,071	31,910	405,071	31,910	412,762	32,206

Totals for Unit: 15 FREMONT TOWNSHIP

Property Class	Count	2019 ORIG PRE	2019 ORIG Non-PRE	Final PRE	Final Non-PRE	W/O Winter PRE	W/O Winter Non-PRE	2020 ORIG PRE	2020 ORIG Non-PRE
Agricultural	0	2,414,069	66,864	2,547,797	0	2,414,069	133,728	2,509,139	0
Commercial	0	0	0	0	0	0	0	0	195,900
Residential	0	5,949,392	968,054	6,118,176	1,037,862	5,949,392	1,206,646	6,285,511	814,256
Com. Personal	0	100,000	0	100,000	0	100,000	0	40,000	0
Util. Personal	0	0	315,300	0	315,300	0	315,300	0	309,400
All: 15	0	8,463,461	1,350,218	8,765,973	1,353,162	8,463,461	1,655,674	8,834,650	1,319,556

Totals for Unit: 17 JONESFIELD TOWNSHIP

Property Class	Count	2019 ORIG PRE	2019 ORIG Non-PRE	Final PRE	Final Non-PRE	W/O Winter PRE	W/O Winter Non-PRE	2020 ORIG PRE	2020 ORIG Non-PRE
Agricultural	0	13,363,977	500,734	13,958,546	198,669	13,373,538	783,677	13,843,694	202,442
Commercial	0	0	1,088,573	0	1,088,573	0	1,088,573	0	1,169,611
Industrial	0	0	176,375	0	176,375	0	176,375	0	179,723
Residential	0	16,742,285	925,103	16,898,288	745,535	16,752,343	891,480	17,308,222	859,377
Com. Personal	0	127,700	0	127,700	0	127,700	0	276,600	0
Ind. Personal	0	3,600	0	3,600	0	3,600	0	0	0
Util. Personal	0	0	1,585,300	0	1,585,300	0	1,585,300	0	1,614,600
All: 17	0	30,237,562	4,276,085	30,988,134	3,794,452	30,257,181	4,525,405	31,428,516	4,025,753

Totals for Unit: 17V MERRILL VILLAGE

Property Class	Count	2019 ORIG PRE	2019 ORIG Non-PRE	Final PRE	Final Non-PRE	W/O Winter PRE	W/O Winter Non-PRE	2020 ORIG PRE	2020 ORIG Non-PRE
Agricultural	0	28,388	42,279	112,946	0	28,388	84,558	72,008	0
Commercial	0	0	1,608,768	0	1,608,768	0	1,608,768	0	1,655,540
Industrial	0	0	2,725,351	0	3,077,202	0	3,077,202	0	2,791,911
Residential	0	7,854,662	1,322,784	7,854,662	1,341,886	7,854,662	1,341,886	7,845,979	1,533,695
Com. Personal	0	3,400	0	3,400	0	3,400	0	700	0
Ind. Personal	0	3,884,700	0	3,884,700	0	3,884,700	0	3,203,700	0
Util. Personal	0	0	515,600	0	515,600	0	515,600	0	498,800
All: 17V	0	11,771,150	6,214,782	11,855,708	6,543,456	11,771,150	6,628,014	11,122,387	6,479,946

Totals for Unit: 19 LAKEFIELD TOWNSHIP

Property Class	Count	2019 ORIG PRE	2019 ORIG Non-PRE	Final PRE	Final Non-PRE	W/O Winter PRE	W/O Winter Non-PRE	2020 ORIG PRE	2020 ORIG Non-PRE
Agricultural	0	10,465,511	491,455	11,083,019	203,480	10,465,511	820,988	11,004,758	219,125
Commercial	0	0	406,507	0	406,507	0	406,507	0	414,228
Residential	0	16,921,316	1,677,141	17,365,728	1,469,408	16,840,262	1,994,874	17,519,519	1,600,132
Com. Personal	0	64,300	0	64,300	0	64,300	0	51,700	0
Util. Personal	0	0	1,241,500	0	1,256,974	0	1,256,974	0	1,247,121
All: 19	0	27,451,127	3,816,603	28,513,047	3,336,369	27,370,073	4,479,343	28,575,977	3,480,606

Totals for Unit: 21 MARION TOWNSHIP

Property Class	Count	2019 ORIG PRE	2019 ORIG Non-PRE	Final PRE	Final Non-PRE	W/O Winter PRE	W/O Winter Non-PRE	2020 ORIG PRE	2020 ORIG Non-PRE
Agricultural	0	5,840,411	488,363	6,280,901	275,577	5,840,411	716,066	6,404,368	255,380
Commercial	0	0	298,152	0	298,152	0	298,152	0	300,043
Residential	0	8,497,209	1,446,259	8,633,827	1,345,223	8,431,755	1,547,295	8,649,668	1,499,293
Com. Personal	0	600	0	600	0	600	0	600	0
Util. Personal	0	0	450,800	0	450,800	0	450,800	0	438,900

The Special Population for this Report is 'Ad Valorem+Special Acts'

<<<<< PRE/MBT Percentage Times Taxable >>>>>

All: 21	0	14,338,220	2,683,574	14,915,328	2,369,752	14,272,766	3,012,313	15,054,636	2,493,616
Totals	Count	2019 ORIG PRE	2019 ORIG Non-PRE	Final PRE	Final Non-PRE	W/O Winter PRE	W/O Winter Non-PRE	2020 ORIG PRE	2020 ORIG Non-PRE
Real	1,962	89,861,098	12,879,771	89,880,154	12,690,642	89,734,209	12,836,587	91,855,628	13,716,962
Personal	82	4,184,300	4,114,594	4,184,300	4,130,068	4,184,300	4,130,068	3,573,300	4,114,721
Exempt	3	0	0	0	0	0	0	0	0

ARCHIVED

The Special Population for this Report is 'Ad Valorem+Special Acts'

<<<<< PRE/MBT Percentage Times Taxable >>>>>

Totals for School 73240: ST CHARLES

Totals for Unit: 08 BRANT TOWNSHIP

Property Class	Count	2019 ORIG PRE	2019 ORIG Non-PRE	Final PRE	Final Non-PRE	W/O Winter PRE	W/O Winter Non-PRE	2020 ORIG PRE	2020 ORIG Non-PRE
Agricultural	0	6,848,653	307,234	6,952,777	298,875	6,848,653	402,999	7,209,857	215,483
Commercial	0	0	217,649	0	217,649	0	217,649	0	220,602
Industrial	0	0	234,515	0	234,515	0	234,515	0	238,967
Residential	0	22,128,687	2,475,983	22,094,727	2,406,044	22,024,788	2,475,983	22,838,599	2,698,197
Com. Personal	0	62,400	0	62,400	0	62,400	0	50,500	0
Util. Personal	0	0	1,447,200	0	1,447,200	0	1,447,200	0	1,466,700
All: 08	0	29,039,740	4,682,581	29,109,904	4,604,283	28,935,841	4,778,346	30,098,956	4,839,949

Totals for Unit: 08V ST CHARLES VILLAGE 08V

Property Class	Count	2019 ORIG PRE	2019 ORIG Non-PRE	Final PRE	Final Non-PRE	W/O Winter PRE	W/O Winter Non-PRE	2020 ORIG PRE	2020 ORIG Non-PRE
Residential	0	474,119	89,449	474,119	89,449	474,119	89,449	482,208	91,093
All: 08V	0	474,119	89,449	474,119	89,449	474,119	89,449	482,208	91,093

Totals for Unit: 15 FREMONT TOWNSHIP

Property Class	Count	2019 ORIG PRE	2019 ORIG Non-PRE	Final PRE	Final Non-PRE	W/O Winter PRE	W/O Winter Non-PRE	2020 ORIG PRE	2020 ORIG Non-PRE
Agricultural	0	4,538,070	91,606	4,634,667	17,779	4,487,013	165,433	4,623,428	18,117
Industrial	0	0	34,322	0	34,322	0	34,322	0	34,972
Residential	0	14,462,902	1,370,669	14,433,791	1,407,270	14,433,791	1,407,270	14,526,417	1,829,777
Util. Personal	0	0	528,800	0	528,800	0	528,800	0	555,700
All: 15	0	19,000,972	2,025,397	19,068,458	1,988,171	18,920,804	2,135,825	19,149,845	2,438,566

Totals for Unit: 21 MARION TOWNSHIP

Property Class	Count	2019 ORIG PRE	2019 ORIG Non-PRE	Final PRE	Final Non-PRE	W/O Winter PRE	W/O Winter Non-PRE	2020 ORIG PRE	2020 ORIG Non-PRE
Agricultural	0	243,359	20,264	243,359	20,264	243,359	20,264	247,981	20,649
Residential	0	353,348	0	353,348	0	353,348	0	360,055	0
Util. Personal	0	0	11,400	0	11,400	0	11,400	0	10,900
All: 21	0	596,707	31,664	596,707	31,664	596,707	31,664	608,036	31,549

Totals for Unit: 24 ST CHARLES TOWNSHIP

Property Class	Count	2019 ORIG PRE	2019 ORIG Non-PRE	Final PRE	Final Non-PRE	W/O Winter PRE	W/O Winter Non-PRE	2020 ORIG PRE	2020 ORIG Non-PRE
Agricultural	0	9,204,879	144,737	9,494,353	0	9,204,879	289,474	9,324,313	0
Commercial	0	0	784,594	0	784,594	0	784,594	0	795,545
Industrial	0	6,253	78,191	6,253	78,191	6,253	78,191	6,371	79,675
Residential	0	13,726,026	1,307,803	13,783,601	1,221,717	13,671,855	1,333,463	14,477,076	1,317,636
Com. Personal	0	109,600	0	109,600	0	109,600	0	131,700	0
Util. Personal	0	0	1,401,300	0	1,401,300	0	1,401,300	0	1,552,800
All: 24	0	23,046,758	3,716,625	23,393,807	3,485,802	22,992,587	3,887,022	23,939,460	3,745,656

Totals for Unit: 24V ST CHARLES VILLAGE 24V

Property Class	Count	2019 ORIG PRE	2019 ORIG Non-PRE	Final PRE	Final Non-PRE	W/O Winter PRE	W/O Winter Non-PRE	2020 ORIG PRE	2020 ORIG Non-PRE
Agricultural	0	164,017	0	164,017	0	164,017	0	167,126	0
Commercial	0	182,314	6,428,037	182,314	6,651,940	182,314	6,651,940	142,997	6,699,313
Industrial	0	0	153,393	0	153,393	0	153,393	0	156,306
Residential	0	20,886,288	4,438,172	21,323,663	4,155,995	20,886,288	4,593,370	21,354,669	4,554,613
Com. Personal	0	482,500	0	482,500	0	482,500	0	423,800	0
Util. Personal	0	0	1,086,400	0	1,086,400	0	1,086,400	0	1,250,300
All: 24V	0	21,715,119	12,106,002	22,152,494	12,047,728	21,715,119	12,485,103	22,088,592	12,660,532

Totals for Unit: 26 SWAN CREEK TOWNSHIP

Property Class	Count	2019 ORIG PRE	2019 ORIG Non-PRE	Final PRE	Final Non-PRE	W/O Winter PRE	W/O Winter Non-PRE	2020 ORIG PRE	2020 ORIG Non-PRE
Agricultural	0	3,971,730	0	3,971,730	0	3,971,730	0	4,097,664	0

The Special Population for this Report is 'Ad Valorem+Special Acts'

<<<<< PRE/MBT Percentage Times Taxable >>>>>

Commercial	0	0	1,779,193	0	2,266,792	0	2,266,792	0	1,833,955
Industrial	0	7,323	2,055,280	7,323	2,055,280	7,323	2,055,280	7,462	2,021,031
Residential	0	54,990,828	5,291,686	56,050,384	4,824,034	54,990,828	5,883,590	56,621,162	5,211,984
Com. Personal	0	230,200	0	230,200	0	230,200	0	276,100	0
Ind. Personal	0	847,400	0	847,400	0	847,400	0	1,600,600	0
Util. Personal	0	0	1,645,100	0	1,645,100	0	1,645,100	0	1,830,700
All: 26	0	60,047,481	10,771,259	61,107,037	10,791,206	60,047,481	11,850,762	62,602,988	10,897,670
Totals for Unit: 26V ST CHARLES VILLAGE 26V									
Property Class	Count	2019 ORIG	2019 ORIG	Final PRE	Final	W/O Winter	W/O Winter	2020 ORIG	2020 ORIG
		PRE	Non-PRE		Non-PRE	PRE	Non-PRE	PRE	Non-PRE
Commercial	0	62,973	601,735	62,973	601,735	62,973	601,735	64,170	609,192
Industrial	0	0	718,954	0	718,954	0	718,954	0	732,195
Residential	0	3,262,042	79,508	3,262,042	79,508	3,262,042	79,508	3,416,047	39,136
Com. Personal	0	78,000	0	78,000	0	78,000	0	95,000	0
Ind. Personal	0	80,600	0	80,600	0	80,600	0	136,600	0
Util. Personal	0	0	73,200	0	73,200	0	73,200	0	163,100
All: 26V	0	3,483,615	1,473,397	3,483,615	1,473,397	3,483,615	1,473,397	3,711,817	1,543,623
Totals									
	Count	2019 ORIG	2019 ORIG	Final PRE	Final	W/O Winter	W/O Winter	2020 ORIG	2020 ORIG
		PRE	Non-PRE		Non-PRE	PRE	Non-PRE	PRE	Non-PRE
Real	2,884	156,218,821	27,997,964	156,790,431	27,194,870	155,980,583	28,004,718	159,967,602	29,418,438
Personal	181	1,890,700	6,193,400	1,890,700	6,193,400	1,890,700	6,193,400	2,714,300	6,830,200
Exempt	3	0	0	0	0	0	0	0	0

ARCHIVED

The Special Population for this Report is 'Ad Valorem+Special Acts'

<<<<< PRE/MBT Percentage Times Taxable >>>>>

Totals for School 73255: SWAN VALLEY

Totals for Unit: 16 JAMES TOWNSHIP

Property Class	Count	2019 ORIG PRE	2019 ORIG Non-PRE	Final PRE	Final Non-PRE	W/O Winter PRE	W/O Winter Non-PRE	2020 ORIG PRE	2020 ORIG Non-PRE
Agricultural	0	5,971,554	205,327	6,061,507	133,932	5,971,554	223,885	6,198,609	148,481
Commercial	0	72,511	1,412,481	72,511	1,384,081	72,511	1,384,081	73,888	1,402,932
Industrial	0	0	198,241	0	198,241	0	198,241	0	202,003
Residential	0	41,465,984	3,101,050	41,655,317	3,003,856	41,450,605	3,208,568	42,159,091	3,026,460
Timber-Cutover	0	8,099	0	8,099	0	8,099	0	8,252	0
Com. Personal	0	236,600	9,700	236,600	0	236,600	0	243,300	0
Ind. Personal	0	37,400	0	37,400	0	37,400	0	53,100	0
Util. Personal	0	0	14,080,600	0	14,080,600	0	14,080,600	0	14,531,400
All: 16	0	47,792,148	19,007,399	48,071,434	18,800,710	47,776,769	19,095,375	48,736,240	19,311,276

Totals for Unit: 26 SWAN CREEK TOWNSHIP

Property Class	Count	2019 ORIG PRE	2019 ORIG Non-PRE	Final PRE	Final Non-PRE	W/O Winter PRE	W/O Winter Non-PRE	2020 ORIG PRE	2020 ORIG Non-PRE
Agricultural	0	2,090,720	97,162	2,210,478	37,283	2,090,720	157,041	2,191,433	37,991
Commercial	0	0	526,339	0	526,339	0	526,339	0	530,969
Industrial	0	24,601	0	24,601	0	24,601	0	25,068	0
Residential	0	9,253,323	922,095	9,334,321	894,338	9,253,323	975,336	9,480,960	873,196
Com. Personal	0	308,200	0	308,200	0	308,200	0	259,600	0
Util. Personal	0	0	3,982,000	0	3,982,000	0	3,982,000	0	3,956,300
All: 26	0	11,676,844	5,527,596	11,877,600	5,439,960	11,676,844	5,640,716	11,957,061	5,398,456

Totals for Unit: 28 THOMAS TOWNSHIP

Property Class	Count	2019 ORIG PRE	2019 ORIG Non-PRE	Final PRE	Final Non-PRE	W/O Winter PRE	W/O Winter Non-PRE	2020 ORIG PRE	2020 ORIG Non-PRE
Agricultural	0	2,823,889	264,613	3,233,905	46,861	2,801,287	479,479	2,913,880	95,490
Commercial	0	126,697	28,825,950	126,697	29,098,393	126,697	29,098,393	129,104	29,833,945
Industrial	0	0	137,461	0	137,461	0	137,461	0	140,054
Residential	0	157,884,999	16,411,263	159,789,546	14,853,335	158,392,168	16,250,713	162,432,863	16,372,933
Com. Personal	0	4,432,700	12,400	4,454,900	0	4,430,100	24,800	7,489,500	0
Util. Personal	0	0	26,541,900	0	26,541,900	0	26,541,900	0	9,811,500
All: 28	0	165,268,285	72,193,587	167,605,048	70,677,950	165,750,252	72,532,746	172,965,347	56,253,922

Totals	Count	2019 ORIG PRE	2019 ORIG Non-PRE	Final PRE	Final Non-PRE	W/O Winter PRE	W/O Winter Non-PRE	2020 ORIG PRE	2020 ORIG Non-PRE
Real	3,527	220,259,804	51,564,555	221,979,555	49,874,018	220,740,839	51,112,734	225,613,148	52,664,454
Personal	290	5,037,000	44,604,500	5,024,700	44,604,500	5,024,700	44,604,500	8,045,500	28,299,200
Exempt	3	0	0	0	6,300	0	6,300	0	0

The Special Population for this Report is 'Ad Valorem+Special Acts'

<<<<< PRE/MBT Percentage Times Taxable >>>>>

Totals for School 78070: NEW LOTHROP

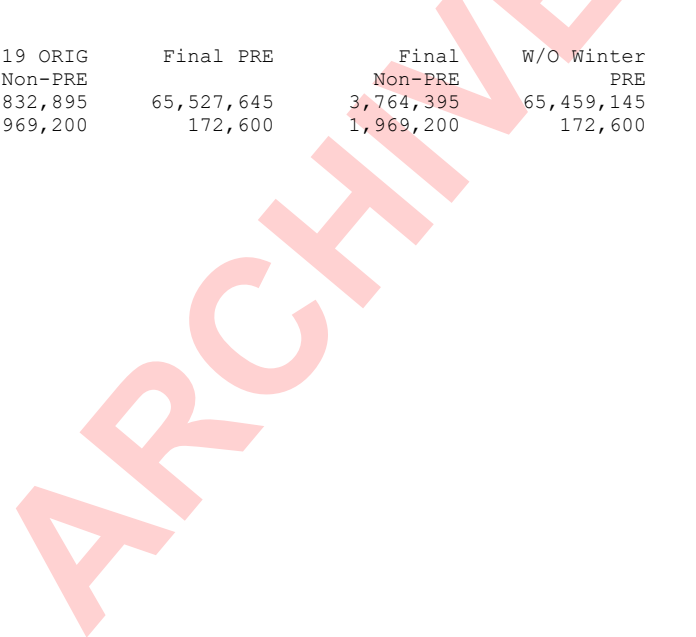
Totals for Unit: 13 CHESANING TOWNSHIP

Property Class	Count	2019 ORIG PRE	2019 ORIG Non-PRE	Final PRE	Final Non-PRE	W/O Winter PRE	W/O Winter Non-PRE	2020 ORIG PRE	2020 ORIG Non-PRE
Agricultural	0	315,570	0	315,570	0	315,570	0	321,563	0
Residential	0	441,944	31,415	441,944	31,415	441,944	31,415	402,307	86,211
Util. Personal	0	0	13,700	0	13,700	0	13,700	0	13,000
All: 13	0	757,514	45,115	757,514	45,115	757,514	45,115	723,870	99,211

Totals for Unit: 20 MAPLE GROVE TOWNSHIP

Property Class	Count	2019 ORIG PRE	2019 ORIG Non-PRE	Final PRE	Final Non-PRE	W/O Winter PRE	W/O Winter Non-PRE	2020 ORIG PRE	2020 ORIG Non-PRE
Agricultural	0	21,124,605	688,044	22,065,472	209,384	21,061,052	1,213,804	21,859,567	150,572
Commercial	0	0	834,182	118,214	788,050	0	906,264	0	767,052
Industrial	0	69,784	266,137	69,784	266,137	69,784	266,137	71,109	271,190
Residential	0	42,956,724	2,627,188	43,130,732	2,505,934	42,956,724	2,679,942	44,938,303	2,355,374
Com. Personal	0	107,000	600	108,200	0	107,000	1,200	128,400	0
Ind. Personal	0	65,000	0	65,000	0	65,000	0	75,000	0
Util. Personal	0	0	1,955,500	0	1,955,500	0	1,955,500	0	2,715,700
All: 20	0	64,323,113	6,371,651	65,557,402	5,725,005	64,259,560	7,022,847	67,072,379	6,259,888

Totals	Count	2019 ORIG PRE	2019 ORIG Non-PRE	Final PRE	Final Non-PRE	W/O Winter PRE	W/O Winter Non-PRE	2020 ORIG PRE	2020 ORIG Non-PRE
Real	1,106	65,522,698	3,832,895	65,527,645	3,764,395	65,459,145	3,832,895	67,592,849	3,630,399
Personal	29	172,600	1,969,200	172,600	1,969,200	172,600	1,969,200	203,400	2,728,700



The Special Population for this Report is 'Ad Valorem+Special Acts'

<<<<< PRE/MBT Percentage Times Taxable >>>>>

Totals for School 79110: REESE

Totals for Unit: 06 BLUMFIELD TOWNSHIP

Property Class	Count	2019 ORIG PRE	2019 ORIG Non-PRE	Final PRE	Final Non-PRE	W/O Winter PRE	W/O Winter Non-PRE	2020 ORIG PRE	2020 ORIG Non-PRE
Agricultural	0	17,320,735	725,545	18,437,217	196,400	17,320,735	1,312,881	18,079,332	256,514
Commercial	0	130,112	4,741,366	130,112	4,741,366	130,112	4,741,366	142,760	5,133,446
Industrial	0	1,426,634	745,274	1,426,634	745,274	1,426,634	745,274	381,950	1,784,676
Residential	0	23,171,093	2,549,325	23,488,333	2,420,735	23,171,093	2,737,975	24,087,255	2,761,480
Com. Personal	0	2,255,000	0	2,255,000	0	2,255,000	0	2,299,500	0
Ind. Personal	0	5,380,100	0	5,380,100	0	5,380,100	0	5,082,100	0
Util. Personal	0	0	7,946,830	0	7,946,830	0	7,946,830	0	8,280,409
All: 06	0	49,683,674	16,708,340	51,117,396	16,050,605	49,683,674	17,484,326	50,072,897	18,216,525

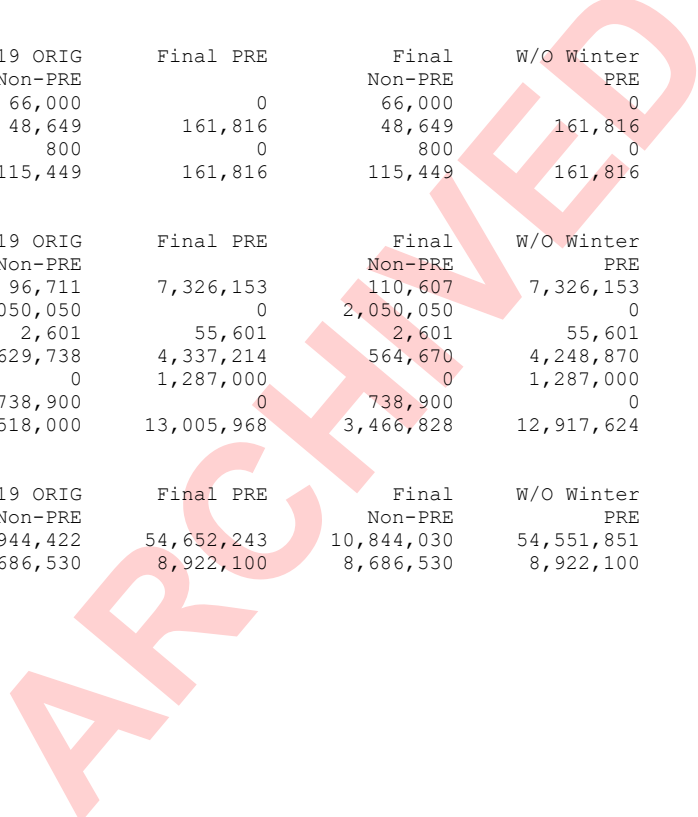
Totals for Unit: 06V REESE VILLAGE

Property Class	Count	2019 ORIG PRE	2019 ORIG Non-PRE	Final PRE	Final Non-PRE	W/O Winter PRE	W/O Winter Non-PRE	2020 ORIG PRE	2020 ORIG Non-PRE
Commercial	0	0	66,000	0	66,000	0	66,000	0	64,700
Residential	0	161,816	48,649	161,816	48,649	161,816	48,649	231,188	49,573
Util. Personal	0	0	800	0	800	0	800	0	800
All: 06V	0	161,816	115,449	161,816	115,449	161,816	115,449	231,188	115,073

Totals for Unit: 10 BUENA VISTA TOWNSHIP

Property Class	Count	2019 ORIG PRE	2019 ORIG Non-PRE	Final PRE	Final Non-PRE	W/O Winter PRE	W/O Winter Non-PRE	2020 ORIG PRE	2020 ORIG Non-PRE
Agricultural	0	7,326,153	96,711	7,326,153	110,607	7,326,153	110,607	7,476,510	84,388
Commercial	0	0	2,050,050	0	2,050,050	0	2,050,050	0	2,045,316
Industrial	0	55,601	2,601	55,601	2,601	55,601	2,601	56,655	2,650
Residential	0	4,240,870	629,738	4,337,214	564,670	4,248,870	653,014	4,422,829	598,104
Com. Personal	0	1,287,000	0	1,287,000	0	1,287,000	0	1,871,400	0
Util. Personal	0	0	738,900	0	738,900	0	738,900	0	810,800
All: 10	0	12,909,624	3,518,000	13,005,968	3,466,828	12,917,624	3,555,172	13,827,394	3,541,258

Totals	Count	2019 ORIG PRE	2019 ORIG Non-PRE	Final PRE	Final Non-PRE	W/O Winter PRE	W/O Winter Non-PRE	2020 ORIG PRE	2020 ORIG Non-PRE
Real	886	54,543,851	10,944,422	54,652,243	10,844,030	54,551,851	10,944,422	54,878,479	12,780,847
Personal	83	8,922,100	8,686,530	8,922,100	8,686,530	8,922,100	8,686,530	9,253,000	9,092,009



The Special Population for this Report is 'Ad Valorem+Special Acts'

<<<<< PRE/MBT Percentage Times Taxable >>>>>

Totals For All Schools:

Totals	Count	2019 ORIG PRE	2019 ORIG Non-PRE	Final PRE	Final Non-PRE	W/O Winter PRE	W/O Winter Non-PRE	2020 ORIG PRE	2020 ORIG Non-PRE
Real	62,954	3,243,845,594	1,560,633,003	3,247,172,568	1,541,908,320	3,237,180,914	1,551,899,974	3,328,819,532	1,592,969,703
Personal	6,868	225,962,630	293,030,982	225,127,930	300,844,656	225,127,930	300,844,656	211,038,100	307,507,109
Exempt	129	0	0	0	89,069	0	89,069	0	0

ARCHIVED