

HOW TO BE A JUNIOR FIRE MARSHAL

FIRE STATION
NO.1



HOW TO BE A JUNIOR FIRE MARSHAL

1

Help your parents check the smoke detectors once a month

2

Know how to dial 911

3

Be able to locate the fire extinguishers in your home

4

Do you live in a two-story house? Make sure you have an escape ladder!

5


Make a fire escape plan for your family

6


Pack a jump bag of essentials in case of emergency

7

Don't use the stove without an adult



CONNECT THE DOTS



WORD SEARCH

Circle these hidden fire safety words

alarm

drop

escape

marshal

safety

roll

fireman

hydrant

smoke

run


firetruck

coat

| | | | | | | | | | | | | | | | |
|---|---|---|---|---|---|---|---|---|---|---|---|---|---|---|---|
| F | H | Z | E | B | R | J | P | N | V | Z | G | H | D | K | A |
| I | C | X | Y | Q | K | I | N | A | M | E | R | I | F | D | E |
| R | A | R | C | D | C | U | S | C | R | O | L | A | H | V | S |
| E | X | A | I | S | R | Z | S | U | S | D | F | N | M | J | C |
| T | Y | V | L | N | L | O | B | R | T | A | A | D | D | D | A |
| R | O | J | T | A | Z | K | P | Q | O | I | L | J | D | D | P |
| U | N | A | G | I | R | P | E | X | Z | T | Y | V | A | R | E |
| C | J | Y | W | K | A | M | S | R | L | N | P | E | V | O | J |
| K | Z | A | H | E | G | X | E | R | S | A | L | O | H | P | S |
| A | B | B | K | Q | T | S | P | O | G | R | H | F | D | E | L |
| U | T | O | M | Z | H | I | B | L | K | D | N | S | J | N | O |
| P | M | E | B | Y | Z | H | N | L | P | Y | P | P | R | P | P |
| S | A | F | E | T | Y | A | V | C | S | H | S | S | S | A | S |
| A | G | T | A | O | C | O | O | L | R | Y | W | P | U | W | M |

ESCAPE MAZE

As a Junior Fire Marshal, an escape plan is best planned and practiced ahead. Help Little Mike escape the maze!



COLORING PAGE



